



EXAMINATIONS COUNCIL OF ZAMBIA



2021 ANNUAL REPORT



2021 ANNUAL REPORT

©ECZ 2021

All rights reserved.



Contents

Abbreviations/Acronyms	5
1.0 Chairperson's Statement	6
2.0 Director's Statement	7
3.0 Examinations Council of Zambia Structure and Functions	8
4.0 Executive Summary	11
5.0 Who Governs Us	14
6.0 Who Leads Us	18
7.0 ECZ Strategic Focus in 2021	21
8.0 Management and Conduct of Examinations	32
9.0 Examination Malpractices	39
10.0 Appendices	41
11.0 Financial Statements	49

List of Tables

Table 1: The 2021 Examination's Candidature and Performance	12
Table 2: Council and Committee Meetings held in the year 2021	14
Table 3: ECZ Budget Performance 2020 and 2021	27
Table 4: The 2021 Examinations Sessional Dates	32
Table 5: 2021 Grade 7 Composite Examination Results- Summary Statistics and Awards	41
Table 6: 2021 Grade 9 (Internal) Junior Secondary School Leaving (JSSL) Examination Results - Summary Statistics And Awards	42
Table 7: 2021 Grade 9 External Examination Results- Summary Statistics and Awards	43
Table 8: 2021 School Certificate (SC) Examination Results- Summary Statistics and Awards	44
Table 9: 2021 General Certificate of Education (GCE) Examination Results- Summary Statistics and Awards	45
Table 10: 2021 Teacher Education Diploma Examinations Results -Summary Statistics and Awards	46
Table 11: 2021 Audited Financial Statements	48

Abbreviations/Acronyms

AEAA	Association for Educational Assessment in Africa
ACER	Australian Centre for Education Research
CDC	Curriculum Development Centre
COVID 19	Corona Virus Disease 2019
DALICE	David Livingstone College of Education
DEBS	District Education Board Secretary
ECE	Early Childhood Education
ECZ	Examinations Council of Zambia
EGRA	Early Grade Ready Assessment
HEA	Higher Education Authority
ICT	Information Communication Technology
IIA	Institute of Internal Auditors
IRT	Item Response Theory
JSTD	Junior Secondary Teacher's Diploma
LAZ	Law Association of Zambia
MILO	Monitoring the Impact of COVID 19 on Learning Outcomes
MoF	Ministry of Finance
MoGE	Ministry of General Education
OCRS	Online Candidate Registration System
PEO	Provincial Education Officer
PESO	Principal Education Standards Officer
PSMD	Public Service Management Division
PTD	Primary Teacher's Diploma
SEN	Special Education Needs
SESTUZ	Secondary School Teachers Union of Zambia
SFTP	Secure File Transfer Protocol
SG	Secretary General
TCZ	Teaching Council of Zambia
TESS	Teacher Education and Specialised Services
UIS	UNESCO Institution Statistics
USAID	United States Agency For International Development
UNESCO	United Nations Educational Scientific and Cultural Organisation
UNICEF	United Nations International Children's Emergency Fund
ZICA	Zambia Institute of Chartered Accountants



1.0

Chairperson's Statement

I am pleased to present the ECZ Annual Report for the year ended 31st December 2021. I am grateful to the Council, Management, and Staff of the Examinations Council of Zambia for the hard work and ensuring that we delivered on our mandate and achieved the set targets for the year under review. I would like to thank all the stakeholders for their tireless support in ensuring that every examination centre even in the hard-to-reach places, received the examination materials and that the candidates were able to sit their respective examinations. Without the support, it would have been impossible to record success on our key deliverables and contribute to the development of education in Zambia.

In view of the foregoing, I would like to inform you of some of the key activities the Council undertook during the period under review.

The Council successfully conducted the 2021 Examinations at all levels between the months of November and December 2021. The Examination results for Grades 7, 9, and 12 were approved by the Council and announced to the public by the Minister of Education, Honourable Mr Douglas Syakalima-MP during the first quarter of 2022. The Minister of Education also announced the results for the 2021 General Certificate of Education and Grade 9 External examinations during the fourth quarter of 2021. The performance in the examinations was comparable to the 2020 examinations. The performance statistics are outlined in detail in this report.

It is also worth mentioning that we ran leakage-free examinations. This marked the third year in a row that our examinations were leakage free. A laudable achievement indeed. However, the Council is concerned with rising cases of examination malpractice in the form of assistance organised by the teachers when candidates are writing examinations. The Council, working with the Ministry of Education will ensure that appropriate disciplinary measures are taken against the teachers involved so that it serves as a deterrent to other teachers.

Furthermore, during the year under review the Council approved the organisational structure of the ECZ which was aligned to the aspirations of the New Strategic Plan. The new structure was lean with 197 positions compared to the previous structure with 234. The Council approved the Human Resource and Administration policies that were due for revision. The Council also approved the newly developed Code of Ethics and Conduct and directed Management to develop the Risk Management Policy. The development of the

two policies is critical to the institution as they will enhance the governance system of the Council.

ICT innovations continued to be the bedrock of the institution. Enhancements were made to already existing systems and new systems were deployed. The ICT systems improve the operational efficiency of the ECZ, in the conduct of examinations and the provision of post-examination services.

The Council also closely followed the development of the draft ECZ Bill which is now in the hands of the Ministry of Justice. As Council, we are eager to see the finalisation of the draft bill.

It is important to mention that, COVID-19 pandemic still prevailed in 2021 but with special working arrangements in place, the Council staff, our stakeholders in provinces, districts, and schools endured and forged ahead in implementing the activities as planned in the year. For this I am deeply grateful.

I would also like to thank the Minister of Education, Honourable Mr Douglas Syakalima-MP, and the Ministry of Education for guiding the Council to ensure that the conduct and administration of the examinations was seamless amidst the COVID-19 pandemic-induced constraints.

Lastly, I implore Council, Management and Staff of ECZ and all the stakeholders to continue being resilient in their respective areas of operation so that we provide quality service to the Zambian child.

Thank you and best wishes.

Prof. Frank P. Tailoka
COUNCIL CHAIRPERSON

2.0

Director's Statement



I take the pleasure to present to you, our 2021 Annual Report. In the year under review, we scored on many fronts of what we had planned to achieve despite the COVID-19 pandemic effects on the world economies and the education systems of many nations including that of Zambia.

We completed and launched the new ECZ 2021 to 2025 Strategic Plan whose focus hinges on the automation of systems and processes and reforming the assessment system, as a way of enhancing efficiency and effectiveness. We set for ourselves ten (10) strategic goals, to help achieve our Vision to be "An Educational Assessment Body of Excellence", through Our Mission which is, To Efficiently and Innovatively Conduct Educational Assessments and Award Certificates of Comparable International Standards. We further reviewed the role profiles to reflect the new skills set requirements, as demanded by the new strategic plan.

We implemented government directive of taking services closer to the people, creating employment and expanding our services through an ICT based service delivery mode. In addition to physical decentralization, we unveiled our system for the Online Verification of Results (OVR) allowing institutions to verify results from the comfort of their business premises. We integrated the candidate registration systems for GCE and Grade 9 External Examinations with the Online Payment Gateway. This enabled the candidates to register for the 2022 examinations and pay online. The integration was also engineered to account for revenue earned from examinations and other fees. The system was unveiled with features such as online receipting and automated inclusion of candidates on the final examination registers, once they had paid examination fees.

With the introduction of the Free Education Policy by the Government of the Republic of Zambia, candidates in Government and Grant-Aided Schools were exempted from paying examination fees, while those in private schools were required to pay the fees at all levels, i.e. grades seven, nine and twelve. In response to the policy directives, we amended the Online Candidate Registration System (OCRS) to allow for payment of fees at all levels by candidates in private schools, and for Government and Grant – Aided Schools to register candidates without paying fees.

Owing to Covid-19, we marked all the examination scripts for the 2020 examinations in the first quarter of 2021. This created a serious challenge with the apportionment of staff for the other time bound

tasks for the 2021 examinations, which included, but were not limited to candidate registration, setting of examination question papers, printing and distribution of the same. Despite all this, we run leakage free examinations, processed and released the results timely.

We also conducted the verification of Grade 12 certificates for those that were aspiring for political positions in the 2021 general elections. To position ourselves better for the exercise of verifying certificates for politicians, we fast tracked the decentralization programme, to the extent that on 1st April 2021, we officially opened the last of the provincial offices in Kabwe, giving the ECZ physical presence in all the ten (10) provinces of Zambia. Though targeted at verification of certificates, the opening of provincial offices served to reduce the distances covered by members of the public to seek ECZ services, be it replacement of certificates, records amendments, combination of statements of results and all other services.

To improve marking of scripts, we went ahead to train about 600 new examiners to mark different subjects and papers, to ensure the quality of marking was enhanced and reliability of results sustained.

We also held meetings to review the conduct of the 2020 examinations, to draw lessons and identify actionable recommendations for future examinations.

In the same year, the rules governing the award of the General Certificate of Education (GCE) changed. Pursuant to international standards, the Council approved the introduction of a General Certificate of Education (GCE) which is a direct equivalent to the School Certificate (SC).

On the research front, we collected survey data for the National Assessment Surveys at grades five and nine and further participated in the Early Grade Reading Assessment (EGRA) study in partnership with the Education Data Project. We also took a study on the low candidature and poor performance of candidates in the Agricultural Science subject.

Despite the Covid-19 pandemic, we once again emerged successful, having planned to transform the ECZ operations through the 2021 to 2025 Strategic Plan, implementation of the new structure of the ECZ to support the strategic plan, ran leakage free examinations and implemented successful innovations through the upgraded Online Candidate Registration System (OCRS) and the Payment Gateway, training of examiners and the completion of the decentralization program, ECZ repositioned itself towards the achievement of its Vision to be "An Educational Assessment Body of Excellence".

Finally, I thank the Council for the policy guidance and the members of staff for remaining our driving force by working tirelessly to ensure we delivered on our mandate and meeting the expectations of all our stakeholders.

A stylized handwritten signature in black ink, appearing to read 'M. Chilala'.

Dr. Michael M. Chilala
DIRECTOR

3.0

Examinations Council of Zambia Structure and Functions

WHO WE ARE

The Examinations Council of Zambia (ECZ) is a statutory institution established by an Act Parliament number 15 of 1983, Chapter 137 of the Laws of the Republic of Zambia and as amended in 1994. The main function of ECZ is to set and conduct examinations and award certificates and diplomas to successful candidates at school and tertiary levels.

WHAT WE DO

The functions of the ECZ are to:

- a. Conduct examinations;
- b. Award certificates or diplomas to candidates who pass examinations conducted by the Council;
- c. Advise any public institution on development and use of any system of testing or examining when requested to do so;
- d. Carry out relevant research in examinations;
- e. Formulate syllabuses for examinations;
- f. Promote international recognition of qualifications conferred by the Council;
- g. Approve or reject appointment of examiners;
- h. Organise training courses for, or arrange for training of examiners, markers, supervisors, invigilators and other persons connected with examinations; and
- i. Invite any person or body either in or outside Zambia to assist the Council in the conduct of examinations.

VISION

An Educational Assessment Body of Excellence

MISSION

Efficiently and innovatively conduct educational assessments and award certificates of comparable international standards

CORPORATE VALUES

During the strategic plan period 2021 to 2025, the Council, Management and Staff of ECZ shall run the affairs of the Institution abiding to the following five (05) corporate values:

Professionalism

We are qualified, skilled, competent, ethical, courteous and committed.

Integrity

Our actions, decisions and behaviour reflect the highest ethical and professional standards.

Accountability

We are answerable to government, stakeholders and our clients.

Innovativeness

We adapt through creativity, originality and learning

Team work

We cooperate amongst staff, stakeholders and clients



Executive Summary

4.0

Executive Summary

The report covers the operations of the ECZ for the period 1st January to 31st December 2021.

The Council began implementing the new strategic plan for the period 2021 to 2025. ECZ had continued to uphold the corporate values of professionalism, integrity, accountability, innovativeness, and teamwork in the executive of the activities. Despite COVID 19 pandemic still affecting the country in the year under review, the Council endured and forged ahead in implementing the activities as planned.

ECZ reviewed the organisational structure so that it aligned with the aspirations of the strategic plan. The review resulted in a reduction from 234 positions to 197 positions which Council approved and was effected in August 2021. During the year under review, Council also approved policy documents aimed at improving the governance systems of the ECZ. Council approved Training and Development Policy, Recruitment Policy, and the Disciplinary and Grievance Procedures Codes that were revised. In addition, the Council also developed and approved the Code of Ethics and Conduct and commenced the development of the Risk Management Policy, Risk Management Framework and Risk Registers.

In order to enhance operational efficiency, the Council stepped up its investments in ICT innovations and deployed the Online Results Verification System (ORVS), the system was deployed together with ECZ Online Payment Gateway on 15th January 2021. The Online Verification System enables institutions to verify the qualifications of either their potential entrants into higher learning institutions or employees. The Online Candidate Registration System (OCRS) was also upgraded to respond to among others technological advancements and user requirements. The Council also purchased two Optical Mark Recognition (OMR) scanners to enhance the fleet of scanners used in the marking of objective-type questions.

Furthermore, the ECZ successfully verified qualifications and awarded confirmation letters to all those vying for various political positions and wished to contest for election during the 2021 General Elections. The verification exercise was decentralized and undertaken in the Service Centres across the country. ECZ had opened the last two provincial officers in Mansa and Kabwe in the first quarter of

2021. This was a major milestone as ECZ now has presence in all the 10 provinces.

ECZ continued to collaborate with regional and international bodies on educational assessment. The collaboration is key in ensuring that ECZ is abreast with international best practices in educational assessment and that ECZ qualifications are recognised worldwide. In particular, ECZ continued to serve as the Executive Secretary for the Association of Education Assessment in Africa through Dr Michael M. Chilala the Director of ECZ.

Above all, the Council successfully conducted the 2021 Examinations at all levels between the month of November and December 2021. The performance in the examinations was comparable to the 2020 examinations. In particular at the Grade 7 level, the proportion of candidates in divisions one to three was at 62.4 percent compared to 61.37 percent in 2020. The performance of the 2021 Grade 9 and 12 cohorts was better than that of 2020 and 2019 in terms of candidates obtaining full certificates despite the challenge of the Covid-19 pandemic on teaching and learning. The performance of external candidates in the General Certificate of Education (GCE) examination and Grade 9 External examination was also better compared to the 2020 performance. The award of GCE as an equivalent to a School Certificate was first implemented on the 2021 cohort. This is why the percentage pass went down compared to 2020*. Notably the performance was comparable when the overall number of candidates that passed in one subject and above.

The examination reforms at the teacher education level were fully implemented in 2021 where some theory end-of-year examinations for first and second years were set, conducted, and marked at college level. Candidature for all the Teacher Education programs showed a downward trend and this also included the numbers that graduated.

The summary of examination results are highlighted in the Table 1.

Table 1 The 2021 Examination's Candidature and Performance

	Number	2021	2020
Grade 7 Composite Examination			
Entered	457,950		
Sat	409,441	89.41%	86.24%
Div. 1 to 3 pass rate	255,536	62.40%	61.37%
Div 4 pass rate	153,905	37.60%	38.63%
Progression Rate	409,441	100%	100%
Absenteeism Rate	48,509	10.59%	13.76%
Grade 9 Internal (JSSL) Examination			
Entered	279,872		
Sat	257,551	92.02%	89.50%
Certificate Pass Rate	140,338	54.49%	53.09%
Progression Rate	140,338	54.49%	53.09%
Absenteeism Rate	22,351	7.98%	10.50%
Grade 9 External Examination			
Entered	121,726		
Sat	115,227	94.66%	91.38%
Certificate Pass Rate	10,687	9.27%	7.37%
Statements of Results	88,760	77.03%	75.95%
Absenteeism Rate	6,499	5.34%	8.99%
Grade 12 School Certificate Examination			
Entered	124,031		
Sat	121,871	98.26%	98.05%
Certificate Pass Rate	81,838	67.15%	63.93%
Statements of Results	37,909	31.11%	33.34%
Absenteeism Rate	2,160	1.74%	1.95%
GCE Examination			
Entered	133,470		
Sat	124,171	93.03%	93.03%
Certificate Pass	4,496	3.62%*	89.50
GCE Statements	102,715	82.72%	
Absenteeism Rate	9,299	6.97%	7.34%
Teacher Education Examinations Results All levels (ECE, PTB, JSTD)			
Entered	2,670		
Sat	2,549	95.46%	91.84%
Pass Rate	2,173	85.25%	82.80%
Absenteeism Rate	121	4.5%	8.18%
Teacher Education Diploma Awards			
Graduates at ECE	85	89.47%	96.86%
Graduates at PTB	149	79.26%	96.58%
Graduates at JSTD	184	78.30%	78.13%

Who
Governs
Us

5.0

Who Governs Us

5.1. Council Members

The Council is the supreme policy-making body of the ECZ. In the period under review, the Council continued to provide policy oversight and strategic direction. During the course of the year, three Councillors ceased being members namely Mr James Chilufya (Chief Curriculum Specialist) and Mrs Cecilia Sakala (Director Standards and Curriculum) and Mr Thomas Mtonga (Rep of Association of Persons with Disability).

The following was the composition of the Council:

	Name	Constituency	Position
1.	Professor Frank Tailoka	Copperbelt University	Chairperson
2.	Dr Jobb icks Kalumba	PS –Technical –MOGE	Councillor
3.	Mrs Kayula Siame	PS-MOHE	Councillor
4.	Mrs Cecilia Sakala	Director- Standards and Curriculum	Councillor
5.	Ms Wabei Mangambwa	ZCCM-IH	Councillor
6.	Mr Alex M.K. Simumba	Director-TVET	Councillor
7.	Ms Precious Goma	LAZ	Councillor
8.	Mrs Patrica Siwila	Private Schools	Councillor
9.	Mr. Thomas Mtonga	Rep Persons with Disability	Councillor
10.	Mr. Albert Chituka	Church-run schools	Councillor
11.	Mr. Beard Mwanza	Union (ZNUT)	Councillor
12.	Mr Peter Chishimba	College of Education	Councillor
13.	Dr Oswell Chakulimba	University of Zambia	Councillor

5.2. Meetings of The Council

The following were the Committees of Council and the number of meetings held to deliberate Council business during the year under review:

Table 2: Council and Committee Meetings held in the year 2021

S/N	Name of Council/Committee	Meetings Held	
		Scheduled	Extraordinary*
1	Council	4	10
2	Finance and Administration	4	5
3	Security	4	1
4	Secondary School Examinations	4	5
5	Primary School Examinations	4	2
6	Teacher Education	4	1
7	Audit	4	3
8	Appeals	1	0

5.3. Committees of Council

The Council operates through a Committee system. There are seven Committee of Council as outlined below;

5.3.1. Finance and Administration Committee

The Committee provided oversight in the financial planning, financial management and financial reporting matters as well as human resources and administration matters of the Council. The Committee made recommendations and submitted reports to the Council. The Committee had to ensure financial stability and enhance the long-term financial sustainability of the Council. The Committee Members were:

	Name	Position	Constituency
1.	Mr Alex M. Simumba	Chairperson	Councillor
2.	Mr Beard Mwanza	Vice Chairperson	Councillor
3.	Ms Precious Goma	Member	Councillor
4.	Mr Jonathan M. Ng'onga	Member	Administration and HR Public Service Management Division (PSMD)
5.	Mr Charles Mutale	Member	Zambia Institute of Chartered Accountants (ZICA)
6.	Mrs Alice J. Tembo	Member	Delotte (Accounting Expert)
7.	Mrs Arness T. Siame	Member	HR Consultant
8.	Mr Sitibekiso Wamuyuwa	Member	Trade Unionist (SG-SESTUZ)

5.3.2. Security Committee

The Committee provided oversight and advised the Council on examination security measures with regard to examinations administration and ensured that the security policies and strategies were effectively managed. The Committee Members were:

	Name	Position	Constituency
1	Dr Jobbicks Kalumba	Chairperson	Councillor
2	Mr. Oswell Chakulimba	Vice Chairperson	Councillor
3	Mr James Chomba	Member	PESO-Exams MoGE
4	Mr. Nawa Mulambwa	Member	PEO Western
5	Mr. Allan Kaoma	Member	PEO Muchinga
6	Mrs Grace Sikolongo	Member	PEO Northern
7	Mr. Langson Chibuye	Member	PEO Luapula
8	Dr Allan Lingambe	Member	PEO Eastern
9	Mrs Florence M. Chikalekale	Member	PEO Southern
10	Mr Felix Ngoma	Member	PEO Copperbelt
11	Dr. Mebelo M. Nyambe	Member	PEO North Western
12	Mrs Jennipher C. Banda	Member	PEO Central
13	Mr Christopher Sinkamba	Member	PEO Lusaka
14	Mr Kennedy Mumbi	Member	Zambia Police
15	Mr Evans Chungu	Member	Teacher's Union
16	Mrs Leah Kaseji	Member	Teacher's Union

5.3.3. Secondary School Examinations Committee Members

The Committee provided oversight on the preparation and administration of examinations, and evaluation of examination performance at the Secondary School level. The Committee advised Council on the award of examination centre status, regulations, examination timetables, disposal of examination malpractices, approval of results and award of certificates as well as all policy matters affecting the secondary school examinations. The Committee Members were:

	Name	Position	Constituency
1.	Mrs Cecilia Sakala	Chairperson	Councillor
2.	Mr Albert Chituka	V/Chairperson	Councillor
3.	Mrs Maria Pwele	Member	Kabulonga Girls Head Teacher
4.	Col. Lloyd K. Mwila	Member	Copperbelt University
5.	Mrs Josephine S. Lungu	Member	Catholic Secretariat
6.	Mr Benson Banda	Member	National Science Centre

5.3.4. Primary School Examinations Committee

The Committee provided oversight for the preparation and administration of examinations, and evaluation of examination performance at the Primary School level. The Committee advised Council on the award of examination centre status, regulations, examination timetables, disposal of examination malpractices, approval of results and award of certificates as well as all policy matters affecting the primary school examinations. The Committee Members were:

	Name	Position	Constituency
1.	Dr Oswell Chakulimba	Chairperson	Councillor
2.	Mrs Patricia Siwila	V/Chairperson	Councillor
3.	Mrs Anne P. Bwalya	Member	DEBS-Mpika MoGE
4.	Mr Emade Sakala	Member	School Administrator
5.	Mrs Exilda Gondwe	Member	Curriculum Development Centre
6.	Sr. Prisca Phiri	Member	Head Teacher Kasis Girls Secondary
7.	Mr Charles Mvula	Member	School Administrator and Civil Society

5.3.5. Teacher Education Committee

The Committee provided oversight for the preparation and administration of examinations, and evaluation of examination performance in Teacher Education Institutions affiliated to ECZ. The Committee advised Council on the award of examination centre status, regulations, examination timetables, disposal of examination malpractices, approval of results and award of diplomas as well as all policy matters affecting the Teacher Education examinations. The Committee Members were:

	Name	Position	Constituency
1.	Mr Peter Chishimba	Chairperson	Councillor
2.	Mr Thomas Mtonga	V/Chairperson	Councillor
3.	Mr Lazarous B.Y. Kalirani	Member	PESO-Tertiary Education
4.	Mr Bishop F.M. Mwale	Member	TCZ Representative
5.	Mr Ngosa Kotati	Member	Director (TESS-MoGE)
6.	Mr Chola Simpasa	Member	Principal DALICE
7.	Mr Patrick Mumba	Member	Head of School of Education Evelyn Hone College

5.3.6. Audit Committee

The Audit Committee provided independent and objective oversight and review of the information presented by management on the financial reporting process and internal control, corporate accountability, also taking account of reports by management and the Internal Audit to the Council on financial, business and strategic risk. The Committee Members were:

	Name	Position	Constituency
1.	Ms Wabei N. Mangambwa	Chairperson	Councillor (ZICA)
2.	Mrs Ester Haamaundu	Member	Representative IIA
3.	Mr Kelvin Kaluba	Member	Audit Consultant
4.	Ms Joyce Phiri Sundano	Member	Audit Consultant (former Public Servant)
5.	Mrs Ngosa Simachela	Member	Representative of LAZ

5.3.7. Appeals Committee

The Appeals Committee's purpose was to enhance the integrity of the outcome of malpractice cases and challenged relationships with external parties related to examination administration. The Committee considered the appeal cases for examination malpractices. The Committee Members were:

	Name	Position	Constituency
1.	Ms Precious Goma	Chairperson	Councillor
2.	Mr Thomas Mtonga	Vice Chairperson	Councillor
3.	Mr Peter Chishimba	Member	Councillor
4.	Mr Albert Chituka	Member	Councillor

Who
Leads
Us

6.0

Who Leads Us

6.1. Council Management

The following Management Members provided leadership through policy interpretation and implementation of all day-to-day activities of the ECZ in the period under review:

1.	Dr. Michael M. Chilala	Director
2.	Mr. William M. Kapambwe	Deputy Director
3.	Mrs. Teza N. Musakanya	Council Secretary
4.	Mrs. Violet Muchelemba-Banda	Assistant Director Examinations Administration
5.	Ms. Ireen M. Chitesha	Assistant Director Finance
6.	Mr. Shadreck Nkoya	Assistant Director Research, Planning and Information
7.	Dr. Kuku Kunda	Assistant Director Certification
8.	Mr. Albert S. Siamunako	Assistant Director Test Development
9.	Mrs. Christine Sinfukwe	Assistant Director ICT

6.2. Departments and Units

During the year under review, the ECZ organisation structure was reviewed so that it can adequately address the aspiration of the strategic plan. To this effect departments had increased by one department Test Development. The ECZ departments and units in 2021 were as follows :

- a. Administration Department;
- b. Certification Department;
- c. Examinations Administration Department;
- d. Finance and Accounts Department;
- e. Research Planning and Information Department;
- f. Test Development Department;
- g. Procurement and Supplies Unit;
- h. Internal Audit; and
- i. Public Relations Unit.

6.2.1. The Director's Office

The Director is the Chief Executive Officer of the ECZ and superintends over all business of the ECZ. The office is responsible for the day-to-day business of the organisation and is assisted by the Deputy Director. The following departmental and unit heads report directly to the office of the Director:

- i. Administration Department;
- ii. Finance and Accounts Department;
- iii. Procurement Unit;
- iv. Internal Audit; and
- v. Public Relations Unit.

The other five (5) departmental Heads report to the Deputy Director's Office.

6.2.2. Administration Department

The Administration Department provides an administrative support system in ECZ to ensure the efficient and effective conduct of assessments. The Administration Department is headed by the Council Secretary. The Council Secretary is assisted by the Manager Administration and Manager Human Resource. The Head for the Certification Department also reports to Council Secretary's Office.

The Administration Department is responsible for the day-to-day administrative operations of the Council and is comprised of the following sections:

- a. Human Resource;
- b. Maintenance;
- c. Transport;
- d. Printing; and
- e. Security.

6.2.3. Finance and Accounts Department

Finance and Account Department is a service department of the Examinations Council of Zambia. It superintends over all financial resources of the Institution. The Department's operations are guided by the Examinations Council of Zambia Act of 1983 Section 23 – 26 which section outlines how and where the Institution can mobilize its financial resources (income streams) and how such resources are supposed to be accounted for. The Department is headed by the Assistant Director of Finance who reports directly to the Director. The head of the department was previously titled Chief Accountant and re-designated in 2021 to Director Finance. The Department executes two broad functions in the Council and these are Financial Management and Financial Reporting.

6.2.4. Examinations Administration Department

The Examinations Administration Department (EAD) is charged with the responsibilities of carrying out all examination administration activities for the Examinations Council of Zambia. It is headed by the Assistant Director who is assisted by two (2) Principal Officers, Principal Examination Office; ***** and Processing. The activities cover the registration of examination centres and candidates for examinations as well as printing and distribution of examinations to the provinces. The department is responsible for conducting and supervising the marking of examination answer scripts as well as processing, and production of results.

6.2.5. Research Planning and Information

The Department is headed by the Assistant Director – Research, Planning and Information. The department is responsible carrying out relevant research commissioned by any department or Committee of the Council and for establishing grading procedures for the examination results. In 2021, the department was restructured from Research Test and Development to Research, Planning and Information. The functions of test development were separated into another full department, while the planning functions were incorporated. In addition, through the department, ECZ is the implementing agency of the National Assessment programme of the Ministry of Education. Over and above this, the department is the custodian of all examination statistics for use during awards, standard fixing, selection and research.

6.2.6. Test Development

The Department is headed by the Assistant Director – Test Development. The department is responsible for developing all examinations and assessments of the ECZ, which comprise examinations at school and teacher education levels as well as tests for research surveys. In 2021, the department was newly created to enhance test development activities. The department's activities involve curriculum interpretation, content mapping, development of assessment schemes, development of test items, proofreading, development of marking schemes, coordination of marking and production of assessment feedback reports also called examiners' reports.

6.2.7. Certification Department

The Certification Department is responsible for certification and post examinations services. The department is in-charge of printing of all certificates and service centres. The Assistant Director Certification heads the Department and has two (2) Service Centre Managers that report to this position.

The Department take cares of all the business in Service Centres across the country and ensures a smooth flow of ECZ services to stakeholders and the general public. The department also is responsible for the production and distribution of certificates.

6.2.8. ICT Department

The Information and Communications Technologies (ICT) Department at Examinations of Zambia (ECZ) is responsible for the maintenance and management of ICT Infrastructure, Software and Data. The Department also provides ICT Solutions which contributes towards the timely and efficient manner in which the Council achieves its objectives. This includes accounting, registration of candidates, printing of attendance registers and mark sheets. The Department is headed by the Assistant Director and has three (3) Managers who report to the Assistant Director. The ICT Department is also responsible for ICT infrastructure and related support to all departments of the Council.

The ICT Department is divided into 3 main units:

- a. Software Development
- b. ICT Security
- c. ICT Infrastructure

ECZ Strategic Focus in 2021

7.0

ECZ Strategic Focus in 2021

The Council began implementing the new strategic plan for the period 2021 to 2025. The Strategic Plan and Balanced Score Card were developed using an Integrated Institutional Assessment, Organisation Development and Balanced Scorecard (IIA/OD - BSC) strategic planning process. The plan outlines 10 goals to be achieved during the planned period and these reflect the Institutional operations around 5 thematic areas namely:

1. Research and Development
2. Assessment Development and Administration
3. Institutional Capacity
4. Operational Efficiency
5. Corporate Image

The 2021 Report provides highlights of the implemented activities based on the five thematic areas.

7.1. Thematic Area 1: Research and Development

Under this thematic area is Strategic Goal 1 “to enhance Research and Consultancy to serve ECZ”. For the period under review, the planned strategic activities were to develop the Consultancy Policy and Research agenda. The following was implemented:

- 7.1.1. Management developed the first drafting of the Consultancy Policy and Research agenda, it was planned to undergo consultation process before submitting to be approved in 2022.
- 7.1.2. ECZ and Ministry of Education Officers visited the National Examinations Council of Tanzania to benchmark on E-Marking. Internal Audit went for audit training in South Africa. While other international travels or meetings were minimized due to the COVID-19 pandemic.
- 7.1.3. ECZ also continued to conduct assessment research for the purposes of informing policy on the quality of education. The surveys and key activities undertaken are detailed below.
 - i. Conducted the 2021 National Assessment Survey, with support from UNICEF.
 - ii. Conducted the Midline Early Grade Reading Assessment (EGRA) Language Mapping and Sampling Workshop. Several meetings were also held with the Zambia Education Data (ZEDA) project to plan on embedding, capacity building and developing timelines for the conduct of the 2021 Early Grade Reading Assessment (EGRA);
 - iii. Conducted the study on Monitoring the Impact of COVID -19 on Learning Outcomes (MILO). The study was based on the UNESCO Institute of Statistics (UIS) and Australian Centre for Educational Research (ACER) standards and a total of 250 schools were randomly selected from all 10 provinces to participate in the study. The study found that the learning outcomes had not changed but were still too low;
 - iv. Participated in two virtual high-level discussions fora organized by the UIS, UNICEF and the World Bank on how assessment data could be used to end learning poverty;
 - v. conceptualised, planned and budgeted for the study with UIS on Policy Linking for Measuring Global Learning Outcomes overview. The study was to be undertaken at a total cost of USD 28,000, with support from the Global Partnership in Education (GPE), through UIS;
 - vi. conducted a Study on Low Performance in Agricultural Science. The study was done to investigate the continuous low performance of candidates in the national examinations at the School Certificate level. The study revealed that there was need to build the capacity of the teachers in identified areas where both the learners and teachers had difficulties. The study also recommended having more learners take the subject in order to respond to the 8th National Development Plan where agriculture is one of the drivers for Zambia’s economic transformation.
 - vii. Conducted the Annual Performance Review Meeting on 2020 Performance and disseminated reports. The meeting took place on 4th May 2021 and was conducted both physically and virtually. The Province Education Officers were physically present while the rest of the district officials attended virtually. Thereafter provincial review meetings were held.
- 7.1.4. The Council granted authority to Management to host the 38th Annual conference of the AEAA in 2022. ECZ replaced Kenya National Examinations Council (KNEC) who should have hosted the conference in 2020 and 2021 but could not due to COVID-19 and the postponement to 2022. But again, KNEC could not host due to national elections. The Director ECZ also continued to serve on the AEAA as Executive Secretary for the Association. The AEAA conferences enable examining boards to network and share best practices and policies on educational assessment.



Training of Trainers for National Assessment Survey data collectors at Kabulonga Girls Secondary School

7.2. Thematic Area 2: Assessment Development and Administration

The focus under this thematic area is Strategic Goal 2 “to align assessments to the demand of local and international education systems”, and Goal 3 “to enhance Security in the development and management of assessments”.

For the period under review, the planned strategic activities under Goal 2 were to Monitor the conduct of the examinations, attract and retain tertiary institutions; Review the assessment instruments and guidelines for teacher education; and Broaden the implementation of school-based assessment.

Under Goal 3, the activities were Upgrading the online candidate registration systems and enhancing the security protocols in the administration of examinations.

- 7.2.1. In line with the planned strategic activity of monitoring the conduct of the examinations, the following was achieved:
- i. ECZ successfully conducted the 2021 examinations and released results of the Grades 7, 9, 12 and Teacher Education. Management monitored all the examinations. At grades 9 and 12 School-Based assessment marks in practical subjects contributed to the award of marks in the final examinations;
 - ii. The Annual review of the conduct of 2020 examination was conducted. The review process began with an Internal



Announcement of results by the Minister of Education Honourable Douglas M. Syakalima M.P.

Review meeting with ECZ staff and thereafter an external meeting with other stakeholders mainly from the Ministry of Education. Management disseminated the monitoring reports. The lessons learned and resolutions were to be implemented in the 2021 examinations activities.

- iii. The Council had granted Management authority to conduct a parallel Grade 7 Composite Examination to learners at True-Vine Community School in Kitwe in order to address the fraudulent activities by a named pastor who had been administering fake examinations to learners; and the appeal made by parents to government. The pastor was arrested by the Police.
- iv. ECZ had trained School Certificate Examiners from 3rd to 7th May 2021 in Lusaka and Kabwe districts. Six Hundred Thirty-six (636) examiners were trained in various subjects.



Training of School Certificate Examiners at Kabulonga Girls Secondary School

7.2.2. The Council implemented in full the revised Assessment Scheme and Teacher Education guidelines. The reforms were done as a strategy towards attracting Colleges of Education back to the ECZ. In 2021, Chipata and Solwezi College of Education who had previously affiliated with ECZ before moving to the universities, had re-applied to be affiliated with ECZ.

7.2.3. In terms of the upgrading of the Online Candidate Registration System (OCRS), the following was achieved:

- i. The system was integrated into the Payment Gateway which allowed candidates to pay examinations fees online during the registration process. The system was first implemented at Grade 9 and School Certificate level in 2021.
- ii. the Examination Centre Codes at Grade 9 level were expanded. The examination centre codes would now have six digits.



Training of Trainers in OCRS at Lusaka GRZ Secondary School

7.2.4. In order to enhance security protocols in the administration of the examinations, the following was achieved:

- i. The Council approved the revised Guidelines for Administration and Management of Examinations in Zambia. The revised guidelines incorporated the reforms and ICT innovation made in the examination's administration processes as well as regulations for the conduct of examinations,
- ii. ECZ successfully assembled the Electronic Examination Item bank and Test Construction System. Then Typesetters, Draft Setters, Moderators, Proof-Readers and Subject Specialists were trained in the Item section of the Electronic Item Banking System, for user acceptance. The trained personnel would later serve as trainers for future users. Among the objectives of the Electronic Item Banking System was to enhance security during the test development process, because human involvement in the process would be minimised.

7.2.5. The Council also adopted the Security Committee resolution that there was no need at the moment to introduce the Grade 7 External Examination.

7.3. Thematic Area 3: Institutional Capacity

The focus under this thematic area is Strategic Goal 4 *"to Develop and Enhance Physical and ICT Infrastructure"*, Goal 5 *"Strengthen Corporate Governance"*, Goal 6 *"Attain Financial Sustainability"* and Goal 7 *"Enhance Human Capital"*.

7.3.1. In line with the planned strategic activities for enhancing corporate governance the following was achieved:

- i. ECZ worked with the Ministries of Education and Justice to review the ECZ Act Cap 137 of the Laws of Zambia and developed a Draft Bill. The objective of the Bill was to streamline the ECZ governance structure and strengthen penalties against examination malpractices. The drafting of the ECZ Bill had advanced and by end of 2021 was approved by Cabinet to undergo the legislative process.
- ii. The Council developed the ECZ 2021 – 2025 Strategic Plan to provide clear direction in pursuit of growth in the implementation of the mandate of the Council. The ECZ Strategic Plan was launched on 28th July, 2021.



Launch of ECZ Strategic Plan 2021-2025 on 28 July 2021

- iii. Following the development of the Strategic Plan for the period 2021 to 2025, Management reviewed the operational organizational structure that would fit into the new Strategic Plan. A review of the operational structure resulted in; the creation of new Departments, abolishing of the position of Head of Section and other positions, splitting of some roles at senior level, changes in some job titles, creation of new positions and transfer of some positions from one Department/Units to others. The net effect was a reduction of the staff establishment from the current two hundred thirty-four (234) to one hundred ninety-seven (197), which represented a decrease by thirty – seven (37) positions.
- iv. The Council had approved the new operational Organizational Structure during its Meeting held on 9 April 2021 and this was effected on 1st August 2021.
- v. With directives from Cabinet Office in July 2021, the Council abolished the personal holder vehicles for contractual management staff and consequently replaced them with utility vehicles. In order to abide by the contractual obligations and based on guidance from Secretary to Cabinet, the policy was effected on new contracts beginning 1st August 2021.

- vi. The Council approved the Code of Ethics and Conduct that would guide ethics, decisions and behaviours of Council Members, Management and Staff of ECZ. Management developed the first ECZ Code of Ethics and Conduct with the help of MSK Governance and Management Consultant. The development process involved a 3 days' training workshop held from 14th to 16th June 2021 at Sarovar Hotel and Mika Convention Centre. Members of the Council, Management and employees participated in the workshop conducted by MSK Governance and Management Consultant.



Training and Development of the ECZ Code of Ethics and Conduct by the Council and Senior Management

- vii) Management commenced the development of the Risk Management Policy and Framework with support from the Ministry of Finance's Risk Management Department.



Policy Development Workshop at QT Lodge in Chilanga

7.3.2. In terms of physical infrastructure expansion, ECZ completed rehabilitating and opened the Mansa and Kabwe Service Centres on 11th March 2021 and 1st April 2021 respectively. This signified the completion of the decentralization programme. ECZ was present in all 10 provinces. Management recruited Administrative Officers for all the Service Centres, in line with the established structure. In the interest of benefiting the local communities, the adverts were localized to the provinces and all were employed from within the provinces where the Service Centres are located.



*Launch of Kabwe Service Centre
on 1st April 2021*

*Launch of Mansa Service
Centre on 11th March 2021*



7.3.3. The Council also planned to construct an ultramodern setting and marking the centre. It was envisaged that the centre would house modern systems for test item banking and e-marking as well as the in-house printing facility. It was also expected that the facility would provide appropriate security to ensure the integrity of examination records was maintained at all times. The preliminary works such as the development of scope of works and procurement for consultancy services had commenced.

7.3.4. In terms of ICT infrastructure expansion, the following was achieved:

- i. ECZ extended ICT Infrastructure to connect the Mansa and Kabwe Service Centres. The Centres were connected to the main ECZ system and the backup centre for continuous and effective service delivery.
- ii. Procured and installed Two (2) new PS1000 Optical Mark Reader (OMR) Scanners. Three members of the ICT team were then trained in the use of the new scanners; The procurement beefed up the number of scanners for the marking of answers sheets for objective-type questions, especially the Grade 7 level,
- iii. The Electronic Item Bank ICT infrastructure was installed in conjunction with the consultants. The Domain Controller was created and the Group Policy was configured. The SQL Server 2019 for Data Base Management were also installed;

7.3.5. To order to enhance Human Capital of the ECZ, the following was undertaken:

- i. The Council continued to implement a staff development and training policy. The programme afforded ECZ staff to undertake training various programmes at the certificate, diploma, degree, masters and PhD levels. Through the training and development policy, the Council ensured that the training was done in areas that were relevant to the Council's skills deficiency.
- ii. The Council approved three, Human Resource policies that were revised during the course of the year namely the Training and Development Policy, Disciplinary and Grievances Procedures Code and the Recruitment Policy. The Training and Development Policy was revised to align it with the needs of the institutions, and to improve on the administration of training and development activities. The Disciplinary and Grievances Procedures Code was last reviewed in 2013, therefore Management had updated the code in order to comply with the women's days Labour Laws and institutional needs.
- iii. Management continued to implement staff welfare activities such as labour day celebrations and awards, and end of cycle party.



Womens Day Celebrations

- iv. Under Management Appointments, the Council appointed Mr Albert S. Siamunako as Assistant Director of Test Development for a contract period of five years effective 1st November 2021. The Council renewed Dr Michael M. Chilala's Contract as Director ECZ for a further period of five years effective 14th December 2021.
- v. In terms of staff complement, the ECZ had 167 employees as at 31st December, 2021 against the approved establishment of 197. The staff variance stood at 30. The composition by gender was 69.46% male and 30.54% female employees. The age profile for members of staff showed that 52 were above 50 years, 36 were between 46 – 49 years, 33 were between 41 – 45 years, 27 were between 36 – 40 years, 18 were between 31 – 35 years, and One (1) was below 30 years.

7.3.6. In order to attain financial sustainability, Council achieved the following:

- i. Continued to implement the Financial Regulations and Procedures;
- ii. Launched the ECZ Online Payment Gateway on 15th January 2021. The system was implemented on the Online Candidate Registration System to register candidates firstly for the 2021 Grade 9 internal and Grade 12 examinations. The system allowed candidates to pay their examination fees online. The system was developed with the aim of having efficient revenue collection and payment systems;
- iii. The Council approved the annual updated Internal Audit Charter and Audit Committee Charter;
- iv. The Financial Statements for Year Ended 31st December 2021 were audited and approved on 19th October 2022. The Audited Financial Statements indicated that the Examinations Council of Zambia had received a total income of K277,162,198.00 against an expenditure of K222,745,543.00 giving rise to a surplus of K54,416,655 .00. The net assets for the year ended 31st December 2021 were K111,798,824.00;
- v. The budget performance for 2020 and 2021 based on the yellow book provisions is outlined in the table below.

Table 3: ECZ Budget Performance 2020 and 2021

Programme	2020			2021		
	Total Approved	Total Received	Receipt %	Total Approved	Total Received	Receipt %
Examinations Council of Zambia	13,287,463	10,642,243	80%	12,287,463	13,287,463	100%
Administration and Marking of Examinations - ECZ	52,576,912	63,881,177	122%	52,576,912	118,579,409	226%
etc						
Total	65,864,375	74,523,420	113%	65,864,375	131,866,872	200%

- vi. The Budget for the year running from 1st January to 31st December, 2022 was drawn and approved by Council. The total expenditure estimate was K258.4 million compared to K223.7 million over the same period in 2021.

7.3.7. Following the declaration of free education by the Government during the presentation of the 2022 National Budget

during the fourth quarter of 2021 and based on the guidance from the Ministry of Education, ECZ would begin administering free examinations effective 2022 as follows:

- i. Learners in public schools will not pay Examination Fees;
- ii. Learners in Grant Aided schools will not pay Examination Fees directly to ECZ but through their respective schools, which will then be remitted to ECZ;
- iii. Private Schools will pay Examination Fees at all levels; and
- iv. GCE/Grade 9 External will continue paying Examination Fees.

7.3.8. The Council further approved the use of 2021 Unit costs to estimate the costs for the 2022 Examinations. The budget provision for Grade 7, was K34 per candidate, Grade 9 was K112 per candidate and Grade 12 was K245 per candidate.

7.4. Thematic Area 4: Operational Efficiency

The focus under this thematic area is Strategic Goal 8 “to enhance automation of internal process and operations”, and Goal 9 “to enhance quality assurance”.

- 7.4.1. During the course of the year the Online Payment Gateway was broadened by adding Atlas Mara which became the second Bank to Zanaco and upgraded to include GCE and Grade 9 external for 2022 registration. Therefore, the system for registration of 2022 Candidates opened on 1st November 2021;
- 7.4.2. The system for Online Verification of Results deployed together with the Payment Gateway. The Implementation of the Online Verification of Results started with institutions like the Health Professions Council of Zambia, Zambia Police, Kafue Nursing School, and Ministry of Agriculture, etc. The institutions had positive reactions to the system.
- 7.4.3. The Council successfully conducted verification of qualifications for politicians in 2021. Online Institutional verification



Verification of results for teacher recruitment & TCZ registration

of results was upscaled. Both the online systems and provincial service centres helped decongest the Lusaka regional office.

- 7.4.4. Preliminary works on the automation of the Internal Audit process began. The Audit Committee approved the role profile for the recruitment of ICT Audit Officer.
- 7.4.5. The Electronic Examination Item Bank and Test Construction System was procured and installed and this was followed up with the training of users in 2021. Once all the users were trained, it is envisaged that the automatic submission of test items would be implemented by 2023.
- 7.4.6. To ensure quality, ECZ moved to a hybrid mode of centralized marking at the School Certificate and GCE level in 2021. The system involved the use of schools identified by Provincial Education Officers to provide lodging services and ECZ funding the schools directly. However, most of the schools did not have the capacity to provide lodging and catering services suitable for the examiners.
- 7.4.7. The Council continued to implement activities and programmes as well as servicing the public in accordance with the ECZ service charter.

7.5. Thematic Area 5: Corporate Image

The focus under this thematic area is Strategic Goal 10 “to strengthen Communication and Public Relations”.

- 7.5.1. During the period under review, Press Statements were issued to inform and educate the members of the public as follows:

- i. On 5th January, 2021 a press statement was issued to counter misleading social media reports that ECZ had not paid the 2019 script marking allowances;
- ii. Press statement dated 19th January, 2021 to counter unauthentic social media statements that ECZ had released the grades 7 and 9 results;
- iii. Media statement to announce the extension of 2021 candidate registration, initially from 26th February, to 19th March and eventually to 31st March, 2021 which was the closing date; and
- iv. Press statement on 19th March, 2021 to announce the jailing of Mr Misheck Chiyesu for forgery of school certificates. He was jailed for two (2) years with hard labour by the Lusaka Magistrate's Court.

7.5.2. Media briefings were held to provide information to the public on the examinations. On 23rd July, 2021, a media briefing was held to highlight examination administration and management activities for the 1st quarter of 2021. Another one was held on 29th October 2021, highlighting issues – 2021 GCE examination results, the conduct of Grades 7, 9, and 12 examinations and the commencement of registration of candidates for the 2022 examination cycle.



Media Briefing on Exam administration activities held on 23rd July 2021

- 7.5.3. Press Release on the appointment of the Minister of Education, Hon. Douglas Syakalima, MP was issued on 10th September 2021.
- 7.5.4. Two ECZ in Perspective Newsletters were published for the periods July – December 2020 and January to June 2021.
- 7.5.5. ECZ also received a donation of 100 boxes sanitary towels by My Zambia, My Responsibility, ZANACO and Vision Zambia Initiation. The sanitary towels were to be distributed to the examinations centres for benefit of about 11,000 girls.



Receiving a donation of sanitary towels at ECZ for examination classes from ZANACO and My Zambia My Responsibility

- 7.5.6. Public engagements were done through Community Radio Stations in Mansa and Kabwe, in preparation for the opening of Service Centres; Interviews were also conducted by Diamond TV and Loyola TV to clarify queries they had received;
- 7.5.7. Monitored print and electronic media, manage the ECZ website and Facebook page, and to provide oversight on the info@exams-council.org.zm, which is the organisational public email. Additional new social e-platforms such as Twitter, YouTube, Instagram and LinkedIn were created and were deployed in October 2021. This was a strategy to increase information reach against traditional platforms such as radio, television and newspapers. Suggestion boxes were also mounted in all the service centres and HQ as a strategic reach to the both internal and external stakeholders.



Mounted suggestion box in Service Centres

Management and Conduct of Examinations

8.0

Management and Conduct of Examinations

8.1. Award of Examination Centre Status

The Council approved applications for Examinations Centre status as follows:

- i. 182 at Grade 7 level (Grade 7 Composite Examination),
- ii. 252 at Grade 9 (157 Internal and 95 External) (Junior Secondary School Leaving Examination)
- iii. 100 at Grade 12 level (School Certificate Examination)
- iv. 65 at General Certificate of Education Examination level
- v. One at Junior Secondary Teacher's Diploma Level
- vi. One at Primary Teacher's Diploma Level
- vii. One at Early Childhood Education Teacher's Diploma Level

8.2. Candidate Registration

The registration of candidates for the 2021 examinations was conducted between 11th January 2021 and closed on 19th March 2021. The registration for 2022 GCE and Grade 9 External was on 20th December 2021 and closed on 28th February 2022. For Grades 7,9, and 12 the system was opened on 31st January 2022 and closed on Monday 28th February 2022. The 2022 registration began late because the system had to be upgraded due to the change in the scale of fees as outlined under the free education policy.

8.3. Examination Session Dates

The 2021 Examinations Timetables were approved by Council and Examinations were conducted as follows:

Table 4: The 2021 Examinations Sessional Dates

S/N	Name of Examination	Start Date	End Date
1	General Certificate of Education (GCE) Examination	Friday 16th July 2021	Friday 30th July 2021
2	The Junior Secondary School External Examination (Grade 9 Ext.)	Friday 16th July 2021	Tuesday 27th July 2021
3	Grade 7 Composite Examination	Monday 15th November 2021	Thursday 18th November 2021
4	The Junior Secondary School Leaving Examination Internal (Grade 9 Int.)	Friday 26th November 2021	Tuesday 7th December 2021
5	School Certificate Examination (Grade 12)	Tuesday 9th November 2021	Thursday 25th November 2021
6	Teacher Education Diploma Examinations	Monday 29th November 2021	Friday 10th December 2021

8.4. Supervision, Invigilation and Monitoring

The Examinations Council of Zambia conducted the monitoring of the 2021 examinations at all levels. The monitoring was done before and during the conduct of examinations in selected schools. The objective of the monitoring was to check the compliance levels to the guidelines for the management and administration of examinations and also to identify unique factors that could affect the conduct of the examinations. The recommendations from the monitoring reports were shared during the examination review in 2022 with the key stakeholders in the provinces and schools.

8.5. Highlights on the Examinations

8.5.1. Grade 7 Composite Examination

a. Candidature

The 2021 Grade 7 Composite Examination was written from Monday, 15th November, 2021 to Thursday, 18th November, 2021. A total of 457,950 candidates entered the 2021 Grade 7 Composite Examination of whom 220,151 representing 48.07 percent were boys and 237,799 representing 51.93 percent were girls. A total of 409,441 candidates sat the examination, representing 89.41 percent of those who entered for the examination. Of the 409,441 who sat the examination, 196,159 representing 47.91 percent were boys while 213,282 representing 52.09 percent were girls.

Of the 220,151 boys who entered for the examination, 23,992 representing 10.90 percent were absent and of the 237,799 girls who entered for the examination 24,517 representing 10.31 percent were absent. The national absenteeism rate was 10.59 percent, reflecting a decrease of 3.17 percent from 13.76 percent absenteeism rate in 2020.

b. Performance

In terms of performance, of the 409,441 candidates who sat the examination, 74,865 representing 18.28 percent obtained Division One, 107,167 (26.17%) obtained Division Two and 73,504 (17.95%) obtained Division Three and 153,905 (37.59%) obtained Division Four.

The comparative performance between 2020 and 2019 entailed that teachers were consistent in the coverage of the syllabi despite the effects of the COVID 19 pandemic.

c. Progression Rate to Grade 8

The progression rates into Grade 8 were 100 percent for all the provinces, implying that all the candidates reported to have sat for the Grade 7 Composite Examination were eligible to proceed to Grade 8.

8.5.2. Junior Secondary School Leaving (Grade 9 External) Examination

a. Candidature

The 2021 Grade 9 External Examination was written from Monday, 19th July, 2021 to Tuesday, 27th July, 2021. The marking of examination scripts started on Wednesday 4th August, 2021 and ended on Tuesday 10th August 2021.

A total of 121,726 candidates entered for the 2021 Grade 9 External Examination, of whom 56,184 representing 46.15% were boys and 65,542 representing 53.84 percent were girls. A total of 115,227 candidates sat the Examination, representing 94.66 percent of those that entered for the Examination. Of the 115,227 who sat the Examination, 52,948 representing 45.95 percent were boys while 62,279 representing 54.05 percent were girls.

Out of the 56,184 boys who entered the Examination, 3,236 representing 5.76 percent were absent, and of the 65,642 Girls who entered for the Examination, 3,263 representing 4.98 percent were absent. The national absenteeism rate was 5.34% reflecting a decrease of 3.65 percent from 8.99 percent in 2020.

b. Performance

In terms of performance, of the 115,227 who sat the 2021 External Examination, 99,447 representing 86.31 percent passed, considering that some candidates only entered for one, two or more subjects. Of the number of candidates that passed, 10,687 representing 9.27 percent, obtained Certificates, while 88,760 representing 77.03 percent candidates obtained Statements. The 2021 certificate pass percentage represented an increase of 1.9 percentage points from 2020's 7.37 percent. A total of 15,789, representing 13.69 percent, candidates failed the examination.

Out of the 37,050 candidates who registered for six or more subjects, 34,847, representing 94.03 percent, sat the examination. Of these, 16,081 were boys, and 18,756 were girls.

Of the 34,837 that sat six or more subjects, 10,687 representing 30.68 percent, obtained Certificates. Performance analysis revealed some similar characteristics with that of the 2020 Grade 9 external examination.

8.5.3. Junior Secondary School Leaving (Grade 9 Internal) Examination

a. Candidature

The 2021 Grade 9 Internal (JSSL) Examination was written from Monday, 29th November, 2021 to Tuesday 7th December, 2021. The marking of the examination scripts started on Sunday, 12th December, 2021 and ended on Tuesday, 19th December, 2021.

A total of 279,872 candidates entered the examination, 135,890 representing 48.55 percent were boys and 143,982 representing 51.45 percent were girls. A total of 257,551 candidates sat the Examination, representing 92.02 percent of those who entered for the Examination. Of the 257,551 who sat the examination, 124,656 representing 48.40 percent were boys while 132,895 representing 51.60 percent were girls.

Out of the 135,890 boys who entered the Examination, 11,234 representing 8.27 percent were absent and of the 143,982 girls who entered the Examination 11,087 representing 7.70 percent were absent. The national absenteeism rate was at 7.98 percent, reflecting a decrease of 2.52 percent from 10.50 percent in 2020.

b. Performance

In terms of performance, of the 257,551 who sat the 2021 Grade 9 Internal (JSSL) Examination, 140,338 representing 54.49 percent obtained Certificates, while 99,253 representing 38.54 percent of candidates obtained Statements.

The 2021 Certificates percentage represented an increase of 1.34 percentage points from 2020's 53.09 percent. A total of 18,106 representing 7.03 percent of candidates failed the examination.

The mean scores for candidates below 15 years old were higher than for those aged 15 years and above. The Council recommended that the matter on the entry age policy required consideration by the Ministry of Education as the trends consistent over the years.

The performance in Social Sciences and Business Studies subject group had the largest proportion of candidates that failed the examination. The situation was the same in 2020. This matter also required the intervention of the Ministry of Education to come up with measures to improve the performance in the Social Sciences and Business Studies subjects.

It is worth noting that during the 2021 Examination, the Chinese Language was examined for the second time at the JSSL level. This implied that there were two (French and Chinese) foreign languages being examined at this level. Notwithstanding the English Language, which is the Language of instruction. In the same vein, St. Jeff College of South Africa presented candidates, for the second time during the 2021 Grade 9 Junior Secondary School Leaving Examination. The 2021 Grade 9 cohort was also the second to sit under the revised assessment scheme.

c. Progression Rate to Grade 10

The progression rate into Grade 10 for 2021 was 54.49 percent representing 140,338 candidates, of whom 68,583 were boys and 71,755 were girls. The progression rate in 2020 was 53.07 percent and in 2019 it was 46.14 percent showing a steady upward trend. It is important to mention that the candidates eligible to proceed to grade 10 should have a Grade 9 JSSL Certificate. For the past decade, the progression rates have been consistent with the certificate pass rates implying that all those with JSSL Certificates are being selected into Grade 10. The progression rates therefore at this level are an indication of performance and the available space at the next level of education.

8.5.4. School Certificate**a. Candidature**

The 2021 School Certificate Examination was written from Wednesday, 10th November, 2021 to Thursday, 25th November, 2021. The marking of the 2021 School Certificate Examination scripts started on Tuesday, 28th December, 2021 and ended on Sunday, 9th January, 2021.

A total of 124,031 candidates entered for the 2022 School Certificate Examination of whom 62,593 (50.47%) were boys and 61,438 (49.53%) were girls. A total of 121,871 candidates sat the Examination, representing 98.26 percent of those who entered for the Examination. Of the 121,871 who sat the examination, 61,385 (50.37 %) were Boys while 60,486 (49.63 %) were Girls.

Out of the 62,593 Boys who entered the Examination, 1,208 (1.93 %) were absent and of the 61,438 Girls who entered for the Examination 952 (1.55%) were absent. The national absenteeism rate was 1.74 percent, reflecting a decrease of 0.21 percent from 1.95 percent in 2020.

b. Performance

In terms of performance, of the 121,871 who sat the 2021 School Certificate Examination, 81,838 (67.15%) obtained School Certificate, while 37,909 (31.11%) candidates obtained Statements.

The 2021 certificates percentage represented an increase of 3.22 percentage points from 2020's 63.93 percent. A total of 2,124 (1.74%) candidates failed the examination.

The 2021 Grade 12 Examination was comparable to previous examinations despite the challenge of Covid-19 pandemic on teaching and learning. The 2021 performance was better than that of 2020 and 2019 in terms of candidates obtaining the school certificates. The proportions of candidates obtaining School Certificates increased by 3.22 percentage points from 63.93 percent obtained in 2020.

8.5.5. General Certificate of Education Examination**a. Candidature**

The 2021 General Certificate of Education Examination was written from Monday, 19th July, 2021 to Friday, 30th July, 2021. The marking of the 2021 General Certificate of Education Examination scripts started on Sunday, 17th October, 2021 and ended on Wednesday, 27th October, 2021.

A total of 133,470 candidates had entered for the 2021 GCE Examination of whom 43,254 (representing 32.41%) were male and 90,216 (representing 67.59%) were female. A total of 124,171 candidates had sat the GCE Examination representing 93.03 percent of those who entered for the Examination. Out of the 124,171 who sat the Examination, 39,323 (representing 31.67%) were male, and 84,848 (representing 68.33%) were female.

Out of the 43,254 male candidates that had entered the examination, 3,931 (representing 9.09%) were absent and of the 90,216 female candidates that had entered the examination 5,368 (representing 5.95%) were absent. The National absenteeism rate stood at 6.97 percent representing a 0.4 percentage decrease in absenteeism from 7.34 percent in 2020 to 6.97 percent in 2021.

b. Performance

In terms of performance of the candidates that had sat the examination, a total of 4,496 representing 3.62 percent candidates obtained General of Education or School Certificate equivalence, 102,715 representing 82.72 percent obtained Statements while 16,960 representing 13.66 percent failed the Examination.

Of the males that had sat the examination, 1,618 representing 4.11 percent obtained General Certificate of Education, 32,688 representing 83.13 percent obtained Statements while 5,017 representing 12.76 percent failed the Examination.

Of the females that had sat the examination, 2,878 representing 3.39 percent obtained General Certificate of Education, 70,027 representing 82.53 percent obtained Statements while 11,943 representing 14.08 percent failed the Examination.

The award of GCE as an equivalent to School Certificate was first implemented on the 2021 cohort. The Award of GCE was given to candidates that passed in either 6 subjects including English with one of the subjects passed at a credit level or above. Alternatively, candidates that passed in 5 subjects including English with two of the subjects passed at a credit level or above. This is why the percentage pass went down compared to 2020 when it was at 89.50 percent. Notably the performance was comparable when the overall numbers of candidates that passed in one subject and above is taken into account.

The candidates that did not meet this criterion were awarded with a GCE statement of result's.

8.5.6. Teacher Education Examinations

8.5.6.1. Early Childhood Education Teacher's Diploma(ECE)

1. ECE First-Year Examination Results

The candidature and performance of the candidates in the ECE First Year Diploma Examination was as follows:

a. Candidature

Seventy-Six (76) candidates registered for the 2021 Early Childhood Teacher Education year one examination. About 79 percent (60) of the registered candidates were females and 21 percent (16) were males.

Out of the 76 registered candidates, 73 candidates representing 96.05 Percent sat the examination. Of the 73 candidates, 57 (78.10%) were females and, 16 (21.90%) males.

In terms of absenteeism, 3 candidates representing 3.95 percent of the registered candidates were absent from the examination. All the candidates who were absent from the ECE Year I examinations were female.

b. General Performance

Of the candidates that sat the 2021 ECE year one diploma examination, 65 (89.04%) obtained clear pass, 5 (6.85%) proceeded and 1 (1.75%) referred. One candidate was recorded in both the repeating and excluded categories. In comparison to 2020, the 2021 proportion of clear pass increased by 3.48 percentage points from 85.56 percent in 2020.

2. ECE – Second Year Examination Results

The candidature and performance of the candidates in the ECE second Year Diploma Examination was as follows:

a. Candidature

A total of 83 candidates entered for this examination. Of these, 64 (77.11%) were females and 19 (22.89%) males. All the 83 candidates who registered for ECE Year II diploma sat for the examination. No candidate was absent from the entire examination representing 100 percent turnout.

b. General Performance

Of the 83 candidates that sat the 2021-year II ECE diploma examination, 76 (91.57%) obtained clear pass and 7 (8.43%) proceeded. No candidates were recorded in the fail, Referred, Repeat and Exclude categories.

3. ECE – Third Year Examination results

The candidature and performance of candidates in the ECE Third Year Diploma Examination was as follows:

a. Candidature

A total of Ninety-Six (96) candidates registered for the 2021 Early Childhood Teacher Education Third Year Examinations. These included 73 (76.04%) females and 23 (23.96%) males. Of the 96 registered candidates, 95 representing 98.96 percent sat for the examination. These included 73 (76.84%) females and 22 (23.16%) males.

Only one male candidate (0.01%) was absent from the examination at this level.

b. General Performance

Of the 95 candidates that sat the examination, 85(89.47%) cleared, 10 (10.52%) proceeded while none of the candidates who sat for 2021 ECE III examinations was excluded, referred or repeated., Mansa and David Livingstone Colleges of Education recorded 100 percent clear pass. Chipata College of Education recorded 93.75 percent, Kitwe College 93.33 percent Mongu and Solwezi Colleges 75 percent and Mosi-o-Tunya at 66.67 percent.

8.5.6.2. Primary Teacher's Diploma(PTD)

1. PTD-First Year Examination Results

The candidature and performance of candidates in the Primary Teacher Diploma year one examination were as follows:

a. Candidature

98 candidates registered for the 2021 PTD First Year Examinations. This represented an increase of 15.30 percent in contrast to 2020 when there was a sharp decrease of 78.10 percent. Of the 98 registered candidates, 69(70.41%) were female and 29 (29.59%) were male. Of the total candidature entered, 94 candidates representing 95.9 percent sat the examination. Of these, 67 (71.28%) were female and 27 (28.72%) were males.

Four (4) candidates (2 females and 2 males) altogether representing 4.08 percent were absent from the examination.

b. General Performance

Of the 94 candidates that sat the 2021 PTD year one examination, 66 (70.21%) obtained clear pass and 21 (22.34%) proceeded. 3 candidates representing (3.19%) were referred, 1 candidate (1.06%) repeating and 3 (3.19%) candidates were excluded.

2. PTD – Second Year Examination Results

The candidature and performance of candidates in the Primary Teacher Diploma year two examinations were as follows:

a. Candidature

185 candidates entered for the 2021 PTD year two examination. Of these candidates, 130 were females representing 70.27 percent while 55 were males, representing 29.73 percent.

From the 185 candidates who entered, 169 sat the examination, bringing the rate of absenteeism to 8.65 percent. That indicated a significant increase of 4.22 percentage points in the absenteeism rate from 4.43 percent in 2020.

b. General Performance

Of the 169 candidates who sat the 2021 PTD level two examinations, 157 (92.9%) obtained clear pass, 8 (4.73%) proceeded, 1 (0.82) was referred, 1 (0.82) repeated and 2 (1.18%) were excluded. Mosi-O-Tunya; Sambizga; Nkana; Chipata; Broadway; Mongu; Mpatamatu and Evergreen Colleges of Education recorded 100% clear pass.

3. PTD – Third Year Examination

The candidature and performance of candidates in the Primary Teacher Diploma year three examinations were as follows:

a. Candidature

192 candidates entered for the 2021 PTD year three examination. Of these candidates, 133 representing 69.27 percent were females while 59 representing 30.73 percent were males.

Of the 192 candidates who entered, 188 (97.92%) sat the examination, bringing the rate of absenteeism to 2.08 percent.

b. General Performance

Of the candidates who sat the 2021 PTD year three examination, 149(79.26%) obtained clear pass, 36 (19.15%) proceeded, 1 (0.5%) referred, and 2 (1.06%) were excluded. No candidate repeated. Mosi-O-Tunya; Mansa; Chipata College of Education; Mongu College of Education; Nkana College of Education; Mpatamatu, Central Africa Baptist and Evergreen Colleges of Education recorded 100 percent clear pass.

8.5.6.3. Junior Secondary Teacher's Diploma

1. JSTD First Year Examination

The candidature and performance of candidates in the Junior Secondary School Teacher Diploma (JSTD) year one examination was as follows:

a. Candidature

A total of 163 candidates entered for the 2021 JSTD year one examination. Of these, 82 (50.31%) were females while 81 (49.69%) were males. Of the total candidature entered, 153 candidates sat the examination of whom 50.33 percent were male and 49.67 percent were female.

Absenteeism rate was at 6.14 percent. Male candidates who were absent were 4 while females were 6.

b. General Performance

Out of the 153 candidates that sat the 2021 JSTD year one examination, 140 (91.5%) obtained clear pass, 8 (5.23%) proceeded, 2 (1.31%) referred and 3 (1.96%) repeated. No candidate was excluded. The proportion of candidates who obtained clear pass in the 2021 JSTD year one examination increased by 18.88 percentage points from the 72.62 percent recorded in the 2020 JSTD year one examination.

2. JSTD – Second Year Examination

The candidature and performance of candidates in the Junior Secondary Teacher Diploma year two examinations were as follows:

a. Candidature

191 candidates registered for the 2021 JSTD Second Year Examination. Of these, 85 (44.50%) were females while 106 (55.50%) were males. Of the 191 registered candidates, 185 (96.86%) sat the examination. Of these, 81 candidates (95.29%) were female and 104 (98.11%) were males.

The absenteeism rate was at 3.14 percent. By Sex, 4.71 percent of the registered female candidates and 1.89 percent of the males were absent.

b. General Performance

Of the 185 candidates that sat the 2021 JSTD Second Year examination, 174 (94.05%) obtained clear pass, 9 (4.86%) proceeded, 1 (0.54%) repeated and 1 (0.54%) was excluded. No candidate was referred.

3. JSTD – Third Year Examination

The candidature and performance of candidates in the Junior Secondary Teacher Diploma third Year Examinations were as follows:

a. Candidature

A total of 250 candidates who comprised of 121 (48.40%) females and 129 (51.60%) males entered for the 2021 JSTD Third Year Examination. Out of the 250 candidates who entered, 235 (94.00%) sat the Junior Secondary Teacher Diploma third year Examination. These included 117 (49.79%) females and 118 (50.21%) males.

The absenteeism rate was at 6.00 percent in this examination, a reduction of about 7.51 percent from the 2020 JSTD year three examination. The absenteeism rate for females was 3.306 percent while for males it was 8.53 percent.

b. General Performance

Of the candidates that sat the 2021 JSTD third year examination, 184 (78.30%) obtained clear pass, 48 (20.43%) proceeded and 3 (1.28%) were excluded. In the 2021 JSTD third year examination, no candidate repeated or referred. Only Mpatamapu College of Education and Mukuba College of Education recorded 100 percent clear pass rates at this level.

8.5.7. 2021 Number of Graduating Students by Programme

The number of candidates graduating was as follows:

- i. ECE Teacher's Diploma - 85 of whom 20 were male and 65 were female.
- ii. Primary Teacher's Diploma - 149 of whom 48 were male and 101 were female
- iii. Junior Secondary Teacher's Diploma - 184 of whom 92 were male and 92 were female.

8.5.8. Highlights of the 2021 Teacher Education Examinations Results Analysis

The highlights of the 2021 Teacher Education Examinations results analysis were as follows:

- i. The examination reforms at the teacher education level were fully implemented in 2021 where some theory end-of-year examinations for first and second years were set, conducted and marked at the college level.
- ii. Candidature for all the Teacher Education programs showed a downward trend, including ECE which was solely run by ECZ. The drop in candidature needed to be urgently and jointly investigated by Teacher Education and Specialised Services (TESS) and the Examinations Council of Zambia (ECZ). The downward trend in candidature was consistent since 2017.
- iii. At JSTD level, most of the candidates performed well in Social Sciences and Business Studies and Practical Subject courses. A trend which was noted in the 2020 JSTD examinations as well.
- iv. Absenteeism from the examination was significantly lower in 2021 as compared to the 2020 examination across all levels. It was also worth noting that the absenteeism rate for females was higher than for males in JSTD year one and two (Year one: Female 7.32%, Male 4.94%. Year two: Female 4.71%, Male 1.89%). Conversely, in JSTD year three, the absenteeism rate for males was higher than for females (Female: 3.31%, Male: 8.53%).
- v. The total number of candidates who cleared year III examinations across all courses and were 2021 graduates were as follows: ECE Teacher's Diploma – 85(89.47%); Primary Teacher's Diploma – 149 (79.26%) and; Junior Secondary Teacher's Diploma – 184(78.30%).

Examination Malpractices

9.0

Examination Malpractices

9.1. Grade 7 Level

There were no cases of examination malpractice at this level.

9.2. Grade 9 Level

a. External

There were a total of fifty-five (55) suspected cases of Examination malpractice for the 2021 Grade 9 External Examination and the Council resolved to nullify results in one subject for all the fifty-five (55) cases for the candidates.

b. Internal

There were a total of forty-nine (49) 2021 Grade 9 Internal suspected Examination malpractice cases and these were resolved as follows:

- i. Nullified results in one subject for thirty-seven (37) cases for the candidates;
- ii. Nullified results in all subjects for two (2) cases for the candidates;
- iii. Results for seven (7) cases for candidates were referred for further investigations;
- iv. Released results for three (3) cases for the candidates as there was not enough evidence to warrant nullification of the results; and
- v. Withdrew Examination Centre Status for two (2) centres due to widespread examination malpractice.

9.3. School Certificate (Grade 12)

There were a total of seventeen (17) 2021 School Certificate suspected Examination malpractice cases and they were resolved as follows:

- i. Nullified results in all subjects for five (5) cases for the candidates,
- ii. Nullified results in one subject for nine (9) cases for the candidates,
- iii. Pended results for three (3) cases for further investigation.

9.4. General Certificate of Education (GCE)

There were a total 108 2021 GCE suspected examination malpractice cases and these were resolved as follows:

- i. nullified results in one subject for fifty-four (54) cases for the candidates;
- ii. nullified results in all subjects for forty-seven (47) cases for the candidates;
- iii. Released results for one (1) case for a candidate as there was not enough evidence to warrant nullification of the results; and
- iv. pended results for six (6) cases for further investigations.

9.5. Teacher Education Level

There were two (2) cases of examination malpractices for the 2021 Examinations and the Council resolved that all the results for the two candidates one from David Livingstone College of Education and the other from Rokana College of Education and Applied Arts be nullified.

Appendices

10.0

Appendices

Table 5: 2021 Grade 7 Composite Examination Results-Summary Statistics and Awards

RESULTS SUMMARY AWARDS STATISTICS																																							
Province	Entered				Boys										Girls										Total					Absenteeism									
					Certificate Classification					Certificate Classification					Certificate Classification																								
	Boys	Girls	Total	Div. 1	Div. 2	Div. 3	Div. 4	Total	Div. 1	Div. 2	Div. 3	Div. 4	Total	Div. 1	Div. 2	Div. 3	Div. 4	Total	Boys	Girls	Total	2021	2020	2019	Boys	Girls	Total	2021	2020	2019									
	Northern	16448	15030	31478	2454	4302	2864	5031	14651	2115	3596	2671	5054	13436	4569	7898	5535	10085	28087	1797	1594	3391				1797	1594	3391											
Percentage	52.25	47.75		16.75	29.36	19.55	34.34		15.74	26.76	19.88	37.62		16.27	28.12	19.71	35.91		10.93	10.61	10.77	10.77	13.66	12.55	10.93	10.61	10.77	13.66	12.55										
Luapula	14459	13787	28246	1866	3507	2535	4843	12751	1668	3116	2328	5145	12257	3534	6623	4863	9988	25008	1708	1530	3238				1708	1530	3238												
Percentage	51.19	48.81		14.63	27.50	19.88	37.98		13.61	25.42	18.99	41.98		14.13	26.48	19.45	39.94		11.81	11.10	11.46	11.46	14.27	13.29	11.81	11.10	11.46	14.27	13.29										
Southern	27838	29753	57591	3426	5446	4597	12033	25502	4240	6661	5222	11333	27456	7666	12107	9819	23366	52958	2336	2297	4633				2336	2297	4633												
Percentage	48.34	51.66		13.43	21.36	18.03	47.18		15.44	24.26	19.02	41.28		14.48	22.86	18.54	44.12		8.39	7.72	8.04	8.04	11.14	10.75	8.39	7.72	8.04	11.14	10.75										
Eastern	21064	23116	44180	1992	4319	3889	8132	18332	1993	4285	4189	9413	19880	3985	8604	8078	17545	38212	2732	3236	5968				2732	3236	5968												
Percentage	47.68	52.32		10.87	23.56	21.21	44.36		10.03	21.55	21.07	47.35		10.43	22.52	21.14	45.91		12.97	14.00	13.51	13.51	16.83	14.9	12.97	14.00	13.51	16.83	14.9										
Copperbelt	31396	37059	68455	6117	7376	4882	10130	28505	7704	9350	5882	10868	33804	13821	16726	10764	20998	62309	2891	3255	6146				2891	3255	6146												
Percentage	45.86	54.14		21.46	25.88	17.13	35.54		22.79	27.66	17.40	32.15		22.18	26.84	17.28	33.70		9.21	8.78	8.98	8.98	11.17	12.55	9.21	8.78	8.98	11.17	12.55										
Northwestern	16457	17296	33753	2813	4934	2737	3479	13963	3138	5212	2810	3710	14870	5951	10146	5547	7189	28833	2494	2426	4920				2494	2426	4920												
Percentage	48.76	51.24		20.15	35.34	19.60	24.92		21.10	35.05	18.90	24.95		20.64	35.19	19.24	24.93		15.15	14.03	14.58	14.58	19.08	17.54	15.15	14.03	14.58	19.08	17.54										
Central	27638	29764	57402	2956	5391	4269	11276	23892	3484	6270	4740	11532	26026	6440	11661	9009	22808	49918	3746	3738	7484				3746	3738	7484												
Percentage	48.15	51.85		12.37	22.56	17.87	47.20		13.39	24.09	18.21	44.31		12.90	23.36	18.05	45.69		13.55	12.56	13.04	13.04	17.59	15.97	13.55	12.56	13.04	17.59	15.97										
Western	14581	15929	30510	3195	4637	2100	2708	12640	3859	5142	2250	2778	14029	7054	9779	4350	5486	26669	1941	1900	3841				1941	1900	3841												
Percentage	47.79	52.21		25.28	36.69	16.61	21.42		27.51	36.65	16.04	19.80		26.45	36.67	16.31	20.57		13.31	11.93	12.59	12.59	16.67	16.99	13.31	11.93	12.59	16.67	16.99										
Lusaka	37967	44624	82591	8320	7951	5289	13521	35081	9766	9934	6493	15216	41409	18086	17885	11782	28737	76490	2886	3215	6101				2886	3215	6101												
Percentage	45.97	54.03		23.72	22.66	15.08	38.54		23.58	23.99	15.68	36.75		23.64	23.38	15.40	37.57		7.60	7.20	7.39	7.39	9.04	10.6	7.60	7.20	7.39	9.04	10.6										
Muchinga	12194	11339	23533	1873	3003	2013	3847	10736	1700	2718	1744	3856	10018	3573	5721	3757	7703	20754	1458	1321	2779				1458	1321	2779												
Percentage	51.82	48.18		17.45	27.97	18.75	35.83		16.97	27.13	17.41	38.49		17.22	27.57	18.10	37.12		11.96	11.65	11.81	11.81	16.56	16.25	11.96	11.65	11.81	16.56	16.25										
Zambia	220042	237697	457739	35012	50866	35175	75000	196053	39667	56284	38329	78905	213185	74679	107150	73504	153905	409238	23989	24512	48501				23989	24512	48501												
Percentage	48.07	51.93		17.86	25.95	17.94	38.25		18.61	26.40	17.98	37.01		18.25	26.18	17.96	37.61		10.90	10.31	10.60	10.60	13.77	13.28	10.90	10.31	10.60	13.77	13.28										
St. Jeff (SA)	109	102	211	95	11	0	0	106	91	6	0	0	97	186	17	0	0	203	3	5	8				3	5	8												
Percentage	51.66	48.34		89.62	10.38	0.00	0.00		93.81	6.19	0.00	0.00		91.63	8.37	0.00	0.00		2.75	4.90	3.79	3.79	5.21	5.88	2.75	4.90	3.79	5.21	5.88										
Overall	220151	237799	457950	35107	50877	35175	75000	196159	39758	56290	38329	78905	213282	74865	107167	73504	153905	409441	23992	24517	48509				23992	24517	48509												
Percentage	48.07	51.93		17.90	25.94	17.93	38.23		18.64	26.39	17.97	37.00		18.28	26.17	17.95	37.59		10.90	10.31	10.59	10.59	13.76	13.28	10.90	10.31	10.59	13.76	13.28										

Table 6: 2021 Grade 9 (Internal) Junior Secondary School Leaving (JSSL) Examination Results – Summary Statistics And Awards

Province	Number Entered			Number Sat			Certificates			Statements			Fail			Absenteeism		
	Boys	Girls	Total	Boys	Girls	Total	Boys	Girls	Total	Boys	Girls	Total	Boys	Girls	Total	Boys	Girls	Total
Muchinga	7244	6923	14167	6406	6268	12674	3378	2972	6350	2572	2716	5288	456	580	1036	838	655	1493
Percent	5.33	4.81	5.06	88.43	90.54	89.46	52.73	47.42	50.10	40.15	43.33	41.72	7.12	9.25	8.17	11.57	9.46	10.54
Northern	10441	8774	19215	9335	7884	17219	5580	4133	9713	3303	3264	6567	467	497	964	1106	890	1996
Percent	7.68	6.09	6.86	89.41	89.86	89.61	59.61	52.30	56.26	35.38	41.40	38.14	5.00	6.30	5.60	10.59	10.14	10.39
Luapula	9333	8117	17450	8470	7422	15892	4539	3543	8082	3353	3375	6728	589	516	1105	863	695	1558
Percent	6.86	5.63	6.23	90.75	91.44	91.07	53.46	47.57	50.71	39.59	45.47	42.34	6.95	6.95	6.95	9.25	8.56	8.93
Southern	14641	16080	30721	13676	14984	28660	6635	7279	13914	5614	6523	12137	1427	1182	2609	965	1096	2061
Percent	10.77	11.16	10.97	93.41	93.18	93.29	48.52	48.58	48.55	41.05	43.53	42.35	10.43	7.89	9.10	6.59	6.82	6.71
Eastern	11666	11296	22962	10275	9836	20111	5327	4364	9691	4312	4874	9186	636	598	1234	1391	1460	2851
Percent	8.58	7.84	8.20	88.08	87.08	87.58	51.84	44.37	48.19	41.97	49.55	45.68	6.19	6.08	6.14	11.92	12.92	12.42
Copperbelt	22839	26545	49384	21514	25152	46666	12027	14565	26592	7858	9231	17089	1629	1356	2985	1325	1393	2718
Percent	16.80	18.42	17.63	94.20	94.75	94.50	55.90	57.91	56.98	36.53	36.70	36.62	7.57	5.39	6.40	5.80	5.25	5.50
Northwestern	10542	10420	20962	9673	9658	19331	6009	6023	12032	3082	3109	6191	582	526	1108	869	762	1631
Percent	7.75	7.23	7.49	91.76	92.69	92.22	62.12	62.36	62.24	31.86	32.19	32.03	6.02	5.45	5.73	8.24	7.31	7.78
Central	14652	16095	30747	12856	14199	27055	6802	7523	14325	4851	5571	10422	1257	1149	2406	1796	1896	3692
Percent	10.78	11.17	10.98	87.74	88.22	87.99	52.49	52.67	52.59	37.73	39.24	38.52	9.78	8.09	8.89	12.26	11.78	12.01
Western	8286	8907	17193	7550	8198	15748	5245	5915	11160	2095	2146	4241	210	137	347	736	709	1445
Percent	6.09	6.18	6.14	91.12	92.04	91.60	69.47	72.15	70.87	27.75	26.18	26.93	2.78	1.67	2.20	8.88	7.96	8.40
Lusaka	26246	30825	57071	24901	29294	54195	13041	15438	28479	9603	11801	21404	2257	2055	4312	1345	1531	2876
Percent	19.30	21.40	20.38	94.88	95.03	94.96	52.37	52.70	52.55	38.56	40.28	39.49	9.06	7.02	7.96	5.12	4.97	5.04
National	135,890	143,982	279,872	124,656	132,895	257,551	68,583	71,755	140,338	46,643	52,610	99,253	9,510	8,596	18,106	11,234	11,087	22,321
Percent	100.00	100.00	100.00	91.73	92.30	92.02	55.02	53.99	54.49	37.42	39.59	38.54	7.63	6.47	7.03	8.27	7.70	7.98
Gauteng	90	91	181	67	78	145	61	74	135	6	3	9	0	1	1	23	13	36
Percent	100.00	100.00	100.00	74.44	85.71	80.11	91.04	94.87	93.10	8.96	3.85	6.21	0.00	1.28	0.69	25.56	14.29	19.89

Table 7: 2021 Grade 9 External Examination Results- Summary statistics and Awards

Province	Number Entered			Number Sat			Certificates			Statements			Fail			Absenteeism		
	Boys	Girls	Total	Boys	Girls	Total	Boys	Girls	Total	Boys	Girls	Total	Boys	Girls	Total	Boys	Girls	Total
Muchinga	3094	3271	6365	2923	3096	6019	348	359	707	2262	2367	4629	313	370	683	171	175	346
Percentage	5.51	4.99	5.23	94.47	94.65	94.56	11.91	11.60	11.75	77.39	76.45	76.91	10.71	11.95	11.35	5.53	5.35	5.44
Northern	4287	4209	8496	4061	4028	8089	454	381	835	3200	3137	6337	407	510	917	226	181	407
Percentage	7.63	6.42	6.98	94.73	95.70	95.21	11.18	9.46	10.32	78.80	77.88	78.34	10.02	12.66	11.34	5.27	4.30	4.79
Luapula	3353	3342	6695	3196	3197	6393	215	265	480	2677	2543	5220	304	389	693	157	145	302
Percentage	5.97	5.10	5.50	95.32	95.66	95.49	6.73	8.29	7.51	83.76	79.54	81.65	9.51	12.17	10.84	4.68	4.34	4.51
Southern	6266	7314	13580	5967	6973	12940	336	329	665	4525	5257	9782	1106	1387	2493	299	341	640
Percentage	11.15	11.16	11.16	95.23	95.34	95.29	5.63	4.72	5.14	75.83	75.39	75.60	18.54	19.89	19.27	4.77	4.66	4.71
Eastern	3856	4513	8369	3643	4282	7925	131	123	254	3019	3475	6494	493	684	1177	213	231	444
Percentage	6.86	6.89	6.88	94.48	94.88	94.69	3.60	2.87	3.21	82.87	81.15	81.94	13.53	15.97	14.85	5.52	5.12	5.31
Copperbelt	10504	13158	23662	9886	12520	22406	1004	1236	2240	7487	9473	16960	1395	1811	3206	618	638	1256
Percentage	18.70	20.08	19.44	94.12	95.15	94.69	10.16	9.87	10.00	75.73	75.66	75.69	14.11	14.46	14.31	5.88	4.85	5.31
Northwestern	4513	4988	9501	4226	4739	8965	589	701	1290	3285	3638	6923	352	400	752	287	249	536
Percentage	8.03	7.61	7.81	93.64	95.01	94.36	13.94	14.79	14.39	77.73	76.77	77.22	8.33	8.44	8.39	6.36	4.99	5.64
Central	6540	7545	14085	6122	7124	13246	691	673	1364	4677	5507	10184	754	944	1698	418	421	839
Percentage	11.64	11.51	11.57	93.61	94.42	94.04	11.29	9.45	10.30	76.40	77.30	76.88	12.32	13.25	12.82	6.39	5.58	5.96
Western	3122	3268	6390	2905	3086	5991	514	596	1110	2323	2414	4737	68	76	144	217	182	399
Percentage	5.56	4.99	5.25	93.05	94.43	93.76	17.69	19.31	18.53	79.97	78.22	79.07	2.34	2.46	2.40	6.95	5.57	6.24
Lusaka	10649	13934	24583	10019	13234	23253	797	945	1742	7529	9965	17494	1693	2324	4017	630	700	1330
Percentage	18.95	21.26	20.20	94.08	94.98	94.59	7.95	7.14	7.49	75.15	75.30	75.23	16.90	17.56	17.28	5.92	5.02	5.41
National	56184	65542	121726	52948	62279	115227	5079	5608	10687	40984	47776	88760	6885	8895	15780	3236	3263	6499
Percentage	100.00	100.00	100.00	94.24	95.02	94.66	9.59	9.00	9.27	77.40	76.71	77.03	13.00	14.28	13.69	5.76	4.98	5.34

Key

Certificate: A Candidate passes in at least six subjects
Statement: A Candidate passes in less than six subjects
Fail: A Candidate does not pass in any subject

Table 8: 2021 School Certificate (SC) Examination Results- Summary Statistics And Awards

Province	Entered			Sat			School Certificate			Statement			Fail			Absent			Trend in SC (%)		
	Boys	Girls	Total	Boys	Girls	Total	Boys	Girls	Total	Boys	Girls	Total	Boys	Girls	Total	Boys	Girls	Total	2021	2020	2019
Muchinga	3144	2462	5606	3062	2403	5465	1901	1498	3399	1049	831	1880	112	74	186	82	59	141			
Percent	5.02	4.01	4.52	97.39	97.60	97.48	62.08	62.34	62.20	34.26	34.58	34.40	3.66	3.08	3.40	2.61	2.40	2.52	62.20	54.51	58.88
Northern	4346	3155	7501	4258	3097	7355	2720	1891	4611	1441	1142	2583	97	64	161	88	58	146			
Percent	6.94	5.14	6.05	97.98	98.16	98.05	63.88	61.06	62.69	33.84	36.87	35.12	2.28	2.07	2.19	2.02	1.84	1.95	62.69	59.68	63.3
Luapula	3709	2827	6536	3620	2778	6398	2358	1693	4051	1158	1001	2159	104	84	188	89	49	138			
Percent	5.93	4.60	5.27	97.60	98.27	97.89	65.14	60.94	63.32	31.99	36.03	33.74	2.87	3.02	2.94	2.40	1.73	2.11	63.32	58.79	57.56
Southern	6397	6598	12995	6321	6509	12830	4537	4500	9037	1717	1946	3663	67	63	130	76	89	165			
Percent	10.22	10.74	10.48	98.81	98.65	98.73	71.78	69.14	70.44	27.16	29.90	28.55	1.06	0.97	1.01	1.19	1.35	1.27	70.44	70.55	70.73
Eastern	5316	4313	9629	5215	4252	9467	3637	2926	6563	1515	1296	2811	63	30	93	101	61	162			
Percent	8.49	7.02	7.76	98.10	98.59	98.32	69.74	68.81	69.33	29.05	30.48	29.69	1.21	0.71	0.98	1.90	1.41	1.68	69.33	67.22	66.49
Copperbe	12007	13548	25555	11798	13342	25140	7959	9120	17079	3577	4043	7620	262	179	441	209	206	415			
Percent	19.18	22.05	20.60	98.26	98.48	98.38	67.46	68.36	67.94	30.32	30.30	30.31	2.22	1.34	1.75	1.74	1.52	1.62	67.94	64.46	66.1
Northwes	4412	4232	8644	4326	4169	8495	2903	2857	5760	1322	1220	2542	101	92	193	86	63	149			
Percent	7.05	6.89	6.97	98.05	98.51	98.28	67.11	68.53	67.80	30.56	29.26	29.92	2.33	2.21	2.27	1.95	1.49	1.72	67.80	59.53	63.3
Central	6376	6217	12593	6210	6079	12289	4391	4225	8616	1699	1756	3455	120	98	218	166	138	304			
Percent	10.19	10.12	10.15	97.40	97.78	97.59	70.71	69.50	70.11	27.36	28.89	28.11	1.93	1.61	1.77	2.60	2.22	2.41	70.11	66.52	67.18
Western	3318	3578	6896	3254	3515	6769	2421	2570	4991	782	907	1689	51	38	89	64	63	127			
Percent	5.30	5.82	5.56	98.07	98.24	98.16	74.40	73.12	73.73	24.03	25.80	24.95	1.57	1.08	1.31	1.93	1.76	1.84	73.73	68.96	56.3
Lusaka	13568	14508	28076	13321	14342	27663	8632	9099	17731	4462	5045	9507	227	198	425	247	166	413			
Percent	21.68	23.61	22.64	98.18	98.86	98.53	64.80	63.44	64.10	33.50	35.18	34.37	1.70	1.38	1.54	1.82	1.14	1.47	64.10	62.77	67.39
National	62593	61438	124031	61385	60486	121871	41459	40379	81838	18722	19187	37909	1204	920	2124	1208	952	2160			
Percent	100.00	100.00	100.00	98.07	98.45	98.26	67.54	66.76	67.15	30.50	31.72	31.11	1.96	1.52	1.74	1.93	1.55	1.74	67.15	63.93	65.32

Table 9: 2021 General Certificate of Education (GCE) Examination Results- Summary Statistics and Awards

Province	Entered			Sat			GCE Certificate			GCE Statement			Fail			Absent			Trend in SC (%)			
	Boys	Girls	Total	Boys	Girls	Total	Boys	Girls	Total	Boys	Girls	Total	Boys	Girls	Total	Boys	Girls	Total	2020	2019	2018	
Muchinga	1591	2956	4547	1440	2797	4237	37	60	97	1256	2398	3654	147	339	486	151	159	310				
Percent	3.68	3.28	3.41	90.51	94.62	93.18	2.57	2.15	2.29	87.22	85.73	86.24	10.21	12.12	11.47	9.49	5.38	6.82	7.37	8.69	7.11	
Northern	2396	3780	6176	2143	3538	5681	31	33	64	1715	2745	4460	397	760	1157	253	242	495				
Percent	5.54	4.19	4.63	89.44	93.60	91.99	1.45	0.93	1.13	80.03	77.59	78.51	18.53	21.48	20.37	10.56	6.40	8.01	8.74	7.59	7.12	
Luapula	2470	4700	7170	2290	4453	6743	76	141	217	1989	3850	5839	225	462	687	180	247	427				
Percent	5.71	5.21	5.37	92.71	94.74	94.04	3.32	3.17	3.22	86.86	86.46	86.59	9.83	10.38	10.19	7.29	5.26	5.96	8.20	8.48	6.61	
Southern	3567	6968	10535	3225	6547	9772	81	89	170	2616	5157	7773	528	1301	1829	342	421	763				
Percent	8.25	7.72	7.89	90.41	93.96	92.76	2.51	1.36	1.74	81.12	78.77	79.54	16.37	19.87	18.72	9.59	6.04	7.24	7.99	7.16	6.53	
Eastern	2317	4513	6830	2076	4180	6256	37	57	94	1696	3334	5030	343	789	1132	241	333	574				
Percent	5.36	5.00	5.12	89.60	92.62	91.60	1.78	1.36	1.50	81.70	79.76	80.40	16.52	18.88	18.09	10.40	7.38	8.40	8.87	8.24	7.1	
Copperbelt	8322	19732	28054	7595	18587	26182	253	319	572	6346	15174	21520	996	3094	4090	727	1145	1872				
Percent	19.24	21.87	21.02	91.26	94.20	93.33	3.33	1.72	2.18	83.55	81.64	82.19	13.11	16.65	15.62	8.74	5.80	6.67	5.52	4.72	7.76	
Northwestern	4225	7974	12199	3978	7688	11666	253	464	717	3443	6697	10140	282	527	809	247	286	533				
Percent	9.77	8.84	9.14	94.15	96.41	95.63	6.36	6.04	6.15	86.55	87.11	86.92	7.09	6.85	6.93	5.85	3.59	4.37	4.37	4.8	6.22	
Central	4412	10122	14534	4038	9475	13513	231	467	698	3322	7821	11143	485	1187	1672	374	647	1021				
Percent	10.20	11.22	10.89	91.52	93.61	92.98	5.72	4.93	5.17	82.27	82.54	82.46	12.01	12.53	12.37	8.48	6.39	7.02	6.94	6.19	6.43	
Western	2477	4878	7355	2297	4662	6959	109	161	270	1962	4196	6158	226	305	531	180	216	396				
Percent	5.73	5.41	5.51	92.73	95.57	94.62	4.75	3.45	3.88	85.42	90.00	88.49	9.84	6.54	7.63	7.27	4.43	5.38	6.46	6.47	5.79	
Lusaka	11477	24593	36070	10241	22921	33162	510	1087	1597	8343	18655	26998	1388	3179	4567	1236	1672	2908				
Percent	26.53	27.26	27.02	89.23	93.20	91.94	4.98	4.74	4.82	81.47	81.39	81.41	13.55	13.87	13.77	10.77	6.80	8.06	8.81	8.18	8.23	
National	43254	90216	133470	39323	84848	124171	1618	2878	4496	32688	70027	102715	5017	11943	16960	3931	5368	9299				
Percent	100.00	100.00	100.00	90.91	94.05	93.03	4.11	3.39	3.62	83.13	82.53	82.72	12.76	14.08	13.66	9.09	5.95	6.97	7.34	6.83	6.58	
Key																						
GCE Certificate: No of Candidates obtaining School Certificate equivalent																						
GCE Statement: No of Candidates obtaining General Certificate of Education (GCE) Statement																						
Fail: No. of Candidates who failed the Examination																						

Table 10: 2021 Teacher Education Diploma Examinations Results -Summary Statistics And Awards

Programme	ENTERED			SAT			ABSENT			CLEAR PASS			PROCEED			REFERRED			REPEAT			EXCLUDED		
	Female	Male	Total	Female	Male	Total	Female	Male	Total	Female	Male	Total	Female	Male	Total	Female	Male	Total	Female	Male	Total	Female	Male	Total
ECE1	60	16	76	57	16	73	3	0	3	50	15	65	5	0	5	1	0	1	1	0	1	0	1	1
Percent	100.00	100.00	100.00	95.00	100.00	96.05	5.00	0.00	3.95	87.72	93.75	89.04	8.77	0.00	6.85	1.75	0.00	1.37	1.75	0.00	1.37	0.00	6.25	1.37
ECE2	64	19	83	64	19	83	0	0	0	57	19	76	7	0	7	0	0	0	0	0	0	0	0	0
Percent	100.00	100.00	100.00	100.00	100.00	100.00	0.00	0.00	0.00	89.06	100.00	91.57	10.94	0.00	8.43	0.00	0.00	0.00	0.00	0.00	0.00	0.00	0.00	0.00
ECE3	73	23	96	73	22	95	0	1	1	65	20	85	8	2	10	0	0	0	0	0	0	0	0	0
Percent	100.00	100.00	100.00	100.00	95.65	98.96	0.00	4.35	1.04	89.04	90.91	89.47	10.96	9.09	10.53	0.00	0.00	0.00	0.00	0.00	0.00	0.00	0.00	0.00
Total	193	64	257	188	62	250	5	2	7	153	54	207	28	5	33	3	1	4	2	0	2	2	2	4
Percent	100.00	100.00	100.00	97.41	96.88	97.28	2.59	3.13	2.72	81.38	87.10	82.80	14.89	8.06	13.20	1.60	1.61	1.60	1.06	0.00	0.80	1.06	3.23	1.60
PTD1	69	29	98	67	27	94	2	2	4	46	20	66	16	5	21	2	1	3	1	0	1	2	1	3
Percent	100.00	100.00	100.00	97.10	93.10	95.92	2.90	6.90	4.08	68.66	74.07	70.21	23.88	18.52	22.34	2.99	3.70	3.19	1.49	0.00	1.06	2.99	3.70	3.19
PTD2	130	55	185	122	47	169	8	8	16	114	43	157	5	3	8	1	0	1	1	0	1	1	1	2
Percent	100.00	100.00	100.00	93.85	85.45	91.35	6.15	14.55	8.65	93.44	91.49	92.90	4.10	6.38	4.73	0.82	0.00	0.59	0.82	0.00	0.59	0.82	2.13	1.18
PTD3	133	59	192	130	58	188	3	1	4	101	48	149	27	9	36	1	0	1	0	0	0	1	1	2
Percent	100.00	100.00	100.00	97.74	98.31	97.92	2.26	1.69	2.08	77.69	82.76	79.26	20.77	15.52	19.15	0.77	0.00	0.53	0.00	0.00	0.00	0.77	1.72	1.06
Total	332	143	475	319	132	451	13	11	24	261	111	372	48	17	65	4	1	5	2	0	2	4	3	7
Percent	100.00	100.00	100.00	100.00	95.65	98.96	0.00	4.35	1.04	89.04	90.91	89.47	10.96	9.09	10.53	0.00	0.00	0.00	0.00	0.00	0.00	0.00	0.00	0.00
JSTD1	82	81	163	76	77	153	6	4	10	72	68	140	3	5	8	1	1	2	0	3	3	0	0	0
Percent	100.00	100.00	100.00	92.68	95.06	93.87	7.32	4.94	6.13	94.74	88.31	91.50	3.95	6.49	5.23	1.32	1.30	1.31	0.00	3.90	1.96	0.00	0.00	0.00
JSTD2	85	106	191	81	104	185	4	2	6	74	100	174	6	3	9	0	0	0	0	1	1	1	0	1
Percent	100.00	100.00	100.00	95.29	98.11	96.86	4.71	1.89	3.14	91.36	96.15	94.05	7.41	2.88	4.86	0.00	0.00	0.00	0.00	0.96	0.54	1.23	0.00	0.54
JSTD3	121	129	250	117	118	235	4	11	15	92	92	184	23	25	48	0	0	0	0	0	0	2	1	3
Percent	100.00	100.00	100.00	96.69	91.47	94.00	3.31	8.53	6.00	78.63	77.97	78.30	19.66	21.19	20.43	0.00	0.00	0.00	0.00	0.00	0.00	1.71	0.85	1.28
Total	288	316	604	274	299	573	14	17	31	238	260	498	32	33	65	1	1	2	0	4	4	3	1	4
Percent	100.00	100.00	100.00	95.14	94.62	94.87	4.86	5.38	5.13	86.86	86.96	86.91	11.68	11.04	11.34	0.36	0.33	0.35	0.00	1.34	0.70	1.09	0.33	0.70
Key																								
1.Clear Pass- Pass in all Courses																								
2.proceed - Fail in 1 or 2 Courses																								
3.Referred - Fail in 3 Courses																								
4.Repeat- Fail in 4 Courses																								
5.Excluded- Fail in more than 4 Courses																								

Financial Statements

11.0

Financial Statements



REPUBLIC OF ZAMBIA

EXAMINATIONS COUNCIL OF ZAMBIA

FINANCIAL STATEMENTS FOR THE YEAR ENDED 31st DECEMBER 2021

**THE AUDITOR GENERAL
P.O. BOX 50071
LUSAKA - ZAMBIA**

Examinations Council of Zambia
Financial Statements for the year ended 31st December 2021

EXAMINATIONS COUNCIL OF ZAMBIA
FINANCIAL STATEMENTS

For the year ended 31st December 2021

TABLE OF CONTENTS	PAGE
Statement of Council Responsibilities for Annual Financial Statements	2
Independent Auditor's Report.....	3
Statement of Financial Performance	6
Statement of Financial Position	7
Statement of Changes in Equity.....	8
Statement of Cash Flows	9
Notes to the Financial Statements.....	10-24

Examinations Council of Zambia
Financial Statements for the year ended 31st December 2021

Statement of Council Responsibilities for Annual Financial Statements

The Examinations Council of Zambia Act No. 15 of 1983 requires the Council to prepare financial statements for each financial year that give a true and fair view of the state of affairs of the Council and of the surplus or deficit for the year. In preparing the financial statements, the Council is required to:-

- (i) Select suitable accounting policies and then apply them consistently,
- (ii) Make judgments and estimates that are reasonable and prudent,
- (iii) State whether applicable accounting standards have been followed; and
- (iv) Prepare the financial statements on the going concern basis

The Council is responsible for ensuring that the Examinations Council of Zambia keeps proper accounting records that disclose with reasonable accuracy at any time the financial position of the Council. Management is also responsible for safeguarding the assets of the Council and hence for taking reasonable steps for the prevention and detection of fraud and other irregularities.

In accordance with the Examinations Council of Zambia Act No. 15 of 1983 we, the Council of the Examinations Council of Zambia, are of the opinion that:


- a) The Statement of Financial Performance is drawn so as to give a true and fair view of the surplus of income over expenditure of the Council for the year ended 31st December 2021,
- b) The Statement of Financial Position gives a true and fair view of the state of affairs of the Council as at 31st December 2021; and
- c) There are reasonable grounds to believe that the Council will be able to pay its debts as and when they fall due.

Signed on behalf of the Council on.....

By:



Prof. Frank P. Tailoka
Chairperson
Examinations Council of Zambia



Dr. Michael M. Chilala
Director
Examinations Council of Zambia

Examinations Council of Zambia
Financial Statements for the year ended 31st December 2021

OFFICE OF THE AUDITOR GENERAL

Independent Auditor's Report

STAND No.7951
HAILE SELASSIE AVENUE,
LONGACRES
P.O BOX 50071
LUSAKA, ZAMBIA
E-mail: auditor@ago.gov.zm
Website: www.ago.gov.zm
Telephone: 260252611/252771

To the Council - Examinations Council of Zambia

Report on the Audit of the Financial Statements

Unmodified Opinion

I have audited the financial statements of the Examinations Council of Zambia (ECZ) which comprise the statement of financial position, statement of financial performance income, statement of changes in equity and statement of cash flows for the year ended 31st December 2021, and notes to the financial statements, including a summary of significant accounting policies as set out on pages 6 to 23.

In my opinion, the financial statements of the Examinations Council of Zambia are prepared, in all material respects, in accordance with International Public Sector Accounting Standards (IPSAS) Accrual Basis of Accounting and the Examinations Council of Zambia Act No.15 of 1983.

Basis for Opinion

I conducted my audit in accordance with International Standards of Supreme Audit Institutions (ISSAIs). My responsibilities under these standards are further described in the Auditor's responsibilities for the audit of the financial statements section of my report. I am independent of the Council in accordance with the International Organization of Supreme Audit Institutions (INTOSAI) Code of Ethics together with the ethical requirements that are relevant to my audit of the financial statements in Zambia, and I have fulfilled my other ethical responsibilities in accordance with these requirements and the INTOSAI Code. I believe that the audit evidence I have obtained is enough and appropriate to provide a basis for my opinion.

Key Audit Matters

Key audit matters of the audit are those matters that, in my professional judgment, were of most significance in our audit of the financial statements of the current period. I have determined that there are no Key Audit Matters to communicate in my report.

Examinations Council of Zambia
Financial Statements for the year ended 31st December 2021

Responsibilities of Management and Those Charged with Governance for the Financial Statements

Management is responsible for the preparation of the financial statements in accordance with International Public Sector Accounting Standards (IPSAS) Accrual Basis of Accounting and the Examinations Council of Zambia Act No. 15 of 1983, and for such internal control as management determines is necessary to enable the preparation of financial statements that are free from material misstatement, whether due to fraud or error. In preparing the financial statements, management is responsible for assessing the Council's ability to continue as a going concern, disclosing, as applicable, matters related to going concern and using the going concern basis of accounting unless management either intends to liquidate the Council or to cease operations, or has no realistic alternative but to do so. Those charged with governance are responsible for overseeing the Council's financial reporting process.

Auditor's Responsibilities for the Audit of the Financial Statements

My objectives are to obtain reasonable assurance about whether the financial statements are free from material misstatement, whether due to fraud or error, and to issue an auditor's report that includes my opinion. Reasonable assurance is a high level of assurance but is not a guarantee that an audit conducted in accordance with ISSAIs will always detect a material misstatement when it exists. Misstatements can arise from fraud or error and are considered material if, individually or in the aggregate, they could reasonably be expected to influence the economic decisions of users taken based on these financial statements.

As part of an audit in accordance with ISSAIs, I exercise professional judgment and maintain professional scepticism throughout the audit. I also:

- Identify and assess the risks of material misstatement of the financial statements, whether due to fraud or error, design and perform audit procedures responsive to those risks, and obtain audit evidence that is enough and appropriate to provide a basis for my opinion. The risk of not detecting a material misstatement resulting from fraud is higher than for one resulting from error, as fraud may involve collusion, forgery, intentional omissions, misrepresentations, or the override of internal control.
- Obtain an understanding of internal control relevant to the audit in order to design audit procedures that are appropriate in the circumstances, but not for the purpose of expressing an opinion on the effectiveness of the Council's internal control.
- Evaluate the appropriateness of accounting policies used and the reasonableness of accounting estimates and related disclosures made by management.

Examinations Council of Zambia
Financial Statements for the year ended 31st December 2021

- Evaluate the overall presentation, structure and content of the financial statements, including the disclosures, and whether the financial statements represent the underlying transactions and events in a manner that achieves fair presentation.

I communicate with those charged with governance regarding, among other matters, the planned scope and timing of the audit and significant audit findings, including any significant deficiencies in internal control that I identify during my audit. I also provide those charged with governance with a statement that I have complied with relevant ethical requirements regarding Independence, and to communicate with them all relationships and other matters that may reasonably be thought to bear on my independence, and where applicable related safeguards.

Report on Other Legal and Regulatory Requirements

In my opinion, the financial statements of the Examinations Council of Zambia for the year ended 31st December 2021, have been properly prepared in accordance with the provisions of the Examinations Council of Zambia Act No.15 of 1983.


Dr. Dick Chellah Sichembe
AUDITOR-GENERAL
OFFICE OF THE AUDITOR GENERAL

REPUBLIC OF ZAMBIA
OFFICE OF THE AUDITOR GENERAL
27 JAN 2023
AUDITOR GENERAL
P.O. BOX 50071, LUSAKA.
DATE 27/01 2023

Examinations Council of Zambia
Financial Statements for the year ended 31st December 2021


Statement of Financial Performance

Income	Note	2021 K	2020 K
Grants From GRZ	3	131,866,871	74,523,420
Examination Fees	4	96,558,161	93,433,635
Council Services	5	33,450,356	18,260,882
Other Income	6	7,083,073	5,548,199
Donor Support	7	8,203,737	5,436,000
Total Income		277,162,198	197,202,136

Operating Expenses

Professional Services & Preparation of Examinations	8	119,473,138	131,739,351
Management of Examinations	9	39,777,105	28,140,279
Personal Emoluments	10	56,572,688	54,253,078
National Assessment	11	4,138,477	-
Zambia Education Enhancement Project	12	34,866	4,984,581
Chinese Confucius Centre	13	-	44,763
Unicef	14	-	4,499
MILO Study	15	2,749,269	-
Total Operating Expenses		222,745,543	219,166,551
Operating Surplus / (Deficit)		54,416,655	(21,964,415)

These financial statements were approved by the Examinations Council of Zambia on.....and signed on its behalf by




Prof. Frank P. Tailoka

Chairperson

EXAMINATIONS COUNCIL OF ZAMBIA

(The notes on pages 10 to 24 form part of the financial statements)



Dr. Michael M. Chilala

Director


EXAMINATIONS COUNCIL OF ZAMBIA

Examinations Council of Zambia
Financial Statements for the year ended 31st December 2021

Statement of Financial Position

	Note	2021 K	2020 K
ASSETS EMPLOYED			
Non - current Assets			
Property, Plant & Equipment	16	49,833,593	48,228,709
Current Assets			
Accounts Receivables	17	47,729,584	17,769,668
Inventories	18	2,035,778	1,634,687
Cash and Bank	19	12,199,869	8,725,112
		61,965,231	28,129,467
Total Assets		111,798,824	76,358,176
Accumulated Funds & Liabilities			
Total Accumulated Funds	20	7,166,867	(47,249,788)
Current Liabilities			
Accounts Payable	21	46,479,662	70,542,026
Accrued Expenses	22	54,647,168	47,011,497
Employee Benefits Provisions	23	2,733,318	2,571,054
Deferred Income	24	771,809	3,483,387
Total Current Liabilities		104,631,957	123,607,964
Total Accumulated Funds & Liabilities		111,798,824	76,358,176


These financial statements were approved by the Examinations Council of Zambia on 23rd January 2023 and signed on its behalf by:



Prof. Frank P. Tailoka

Chairperson

EXAMINATIONS COUNCIL OF ZAMBIA



Dr. Michael M. Chilala

Director

EXAMINATIONS COUNCIL OF ZAMBIA

(The notes on pages 10 to 24 form part of the financial statements)

Examinations Council of Zambia
Financial Statements for the year ended 31st December 2021

Statement of Changes in Equity

	Note	Revenue Reserves K
Year ended 31 December 2020		
At the start of the year		(25,285,373)
Deficit for the year ended 31 December 2020		<u>(21,964,415)</u>
Balance as at 31 December 2020		<u>(47,249,788)</u>
 Year ended 31 December 2021		
At the start of the year		K (47,249,788)
Surplus for the year ended 31 December 2021		54,416,655
Balance as at 31 December 2021	20	<u>7,166,867</u>

Examinations Council of Zambia
Financial Statements for the year ended 31st December 2021

Statement of Cash Flows

	Note	2021 K	2020 K
Net cash inflow from operating activities:			
Surplus/(Deficit)		54,416,655	(21,964,415)
Depreciation for the year	16	4,002,709	3,836,417
Loss on Disposal of assets		-	32,793
Net Income from operations		58,419,364	(18,095,205)
(Increase)/Decrease in Debtors		(29,959,916)	338,047
Increase in Inventory		(401,091)	(249,776)
Increase/(Decrease) in Creditors		(18,976,007)	8,505,169
Cash Generated from operations		9,082,350	(9,501,765)
Cash flow from investing activities:			
Acquisition of noncurrent assets	16	(5,607,593)	(4,158,978)
Proceeds from sale of assets		-	19,306
Net cash in investing activities		(5,607,593)	(4,139,672)
(Decrease)/Increase in Cash		3,474,757	(13,641,437)
Cash and Cash equivalents at the beginning of the year		8,725,112	22,366,549
Cash and Cash equivalents at the end of the year	19	12,199,869	8,725,112

(The notes on pages 10 to 24 form part of the financial statements)

Examinations Council of Zambia
Financial Statements for the year ended 31st December 2021

Notes to the Financial Statements

1. Regulatory Framework and Principal Activities

The Examinations Council of Zambia (ECZ) was established by an Act of Parliament No. 15 of 1983. The main functions of the Examinations Council of Zambia are to conduct examinations for Grades 7 or Primary school, Grade 9 (Junior Secondary school), Grade 12 or School Certificate and GCE (General Certificate of Education) and Primary Teacher Training.

2. Significant Accounting Policies

2.1 Accounting Conversion

The significant accounting policies adopted in the preparation of these financial statements which have been prepared in conformity with International Public Sector Accounting Standards Accrual Basis of Accounting are:

a) Basis of preparation of financial statements

The financial statements have been prepared on the basis of historical cost convention.

b) Functional and Presentation Currency

The financial statements are expressed in the Zambian Kwacha (ZMW).

c) Depreciation

Depreciation is charged on non-current assets during the year and is calculated on the reducing balance method at the following rates:

Leasehold Property and Buildings	2.5%
Office Equipment	20%
Furniture and Fittings	20%
Computers	25%
Equipment	25%
Motor Vehicles (pool)	25%
Motor Vehicle (Personal to Holder)	20%
Plant and Equipment	25%
Library Books	25%

d) Impairment provision

The impairment provision according to IPSAS 41 has been applied on PEO Imprest and for Private centre renewal fees, as the two categories of receivables, have the potential for non-recoverability. The provision has been calculated at 9% (policy rate) using the simplified approach.

Examinations Council of Zambia
Financial Statements for the year ended 31st December 2021

2.2 International Public Sector Accounting Standards (IPSAS)

As a Public Sector Entity, the Examinations Council of Zambia has adopted the IPSAS Accrual Basis of accounting.

Examinations Council of Zambia
Financial Statements for the year ended 31st December 2021

3. Grants from GRZ

The funds listed below were received from the Government of the Republic of Zambia as approved in the 2021 Budget.

Month	Operations	Examinations	Total 2021	Total 2020
	K	K	K	K
January	-	45,999,999	45,999,999	-
February	1,107,288	-	1,107,288	-
March	1,107,288	-	1,107,288	6,107,288
April	-	-	-	-
May	2,214,578	-	2,214,578	1,107,289
June	1,107,289	9,000,000	10,107,289	1,107,289
July	2,214,577	16,107,289	18,321,866	1,707,289
August	-	8,931,798	8,931,798	11,381,177
September	1,107,288	-	1,107,288	22,291,222
October	2,214,577	-	2,214,577	1,107,289
November	1,107,289	15,076,912	16,184,201	28,607,288
December	-	24,570,699	24,570,699	1,107,289
	12,180,174	119,686,697	131,866,871	74,523,420

Examinations Council of Zambia
Financial Statements for the year ended 31st December 2021

4. Examination Fees

	2021	2020
	K	K
Grade 12	25,156,026	31,155,849
General Certificate Examination (GCE)	53,233,613	42,897,746
Teacher Education Examinations	1,372,086	2,159,609
Grade 9 Internal	1,445,577	1,432,570
Grade 9 External	15,213,059	15,679,795
Grade 7	137,800	108,066
	96,558,161	93,433,635

5. Council Services

	2021	2020
	K	K
Replacement of Statement of Results / Combination	18,288,017	8,231,095
Replacement of Certificates	2,311,448	1,452,575
Certification of Certificates	11,352,147	7,706,827
Under protest fees	66,532	82,065
Verification of foreign qualifications	1,431,012	786,600
Handling of Degrees fees	1,200	1,720
	33,450,356	18,260,882

6. Other Income

	2021	2020
	K	K
Interest on bank balances	720,858	160,122
Centre Fees from Private Schools	4,001,467	3,743,620
Revenue from SMS Services	2,091,292	1,399,905
Sundry Income	117,738	113,356
Interest on staff loans	151,718	131,196
	7,083,073	5,548,199

Examinations Council of Zambia
Financial Statements for the year ended 31st December 2021

7. Donor Support

	2021 K	2020 K
National Assessment Survey (UNICEF)	4,897,868	-
Milo study (UNESCO)	3,252,089	-
GRZ/Donor Support	53,780	5,436,000
	8,203,737	5,436,000

8. Professional Services & Preparation of Examinations Expenses

	2021 K	2020 K
Grade 7 Exam	15,909,266	16,452,678
Grade 9 Internal Exam *(1)	38,546,490	26,689,015
Grade 9 External Exam *(1)	10,888,675	4,399,789
Grade 12 Exam *(2)	34,969,038	60,433,078
GCE Exam	15,658,942	13,873,075
Teacher Education	1,300,080	1,958,895
Research & Test Development	1,859,776	2,820,061
EAD Administration	340,871	-
Travel and Subsistence* (3)	-	5,112,760
Total	119,473,138	131,739,351

1. In 2020, there was an understatement of accruals relating to marking administration of K5,672,416 for grade 9 Internal and K3,059,878 for grade 9 External examinations which has led to the marked increase between 2021 and 2020.
2. There was a great reduction in expenses relating to 2021 Grade 12 Examinations as the 2020 figures included a total of K 20,029,133 relating to 2019 marking activities for Grade 12 which was marked in the first quarter of 2020. In 2021, there were no costs carried over from 2020 hence the significant reduction in costs.
3. In 2021, travel and subsistence has been allocated to the respective activities and will be given the same treatment going forward.

Examinations Council of Zambia
Financial Statements for the year ended 31st December 2021

9. Management of Examinations Expenses

	2021	2020
	K	K
Advertising & Publications	237,779	13,428
Bank charges	723,103	531,058
Book & Periodicals	119,792	205,498
Building Maintenance	134,602	162,183
Cleaning Material/Services	545,779	326,930
Corporate Affairs	671,787	718,883
Council and Committee	3,618,710	2,768,378
Courier and Postage	17,028	27,840
Depreciation	4,002,709	3,836,417
Electricity and Water	338,265	262,979
External Audit	409,352	344,259
Finance and Accounts	1,580,123	562,909
Foreign Exchange Loss*1	292,933	2,852,686
Provision for Impairment*2	2,084,833	-
Funeral	53,330	38,200
Group Life Assurance	1,525,585	941,207
Group Personal Accident	87,948	80,397
Insurance - (ECZ Assets)	357,505	377,798
Internal Audit	1,219,095	331,260
IT Spares & Consumables	1,326,390	681,297
Legal Fees & Consultancy Fees	142,659	198,157
Certification	2,272,980	-
Chipata Service Centre	327,496	29,544
Kabwe Service Centre	647,836	-
Kasama Service Centre	237,284	389,064
Kitwe Service Centre	462,660	346,388

Examinations Council of Zambia
Financial Statements for the year ended 31st December 2021

Livingstone Service Centre	305,250	58,135
Lusaka Service Centre	670,852	1,077,087
Mansa Service Centre	529,023	-
Mongu Service Centre	351,640	279,493
Mpika Service Centre	280,802	179,276
Solwezi Service Centre	227,374	194,146
Planning	274,789	302,344
Medical	2,394,749	2,087,742
Motor Vehicle Fuel & Lubricant	951,485	974,525
Motor Vehicle Maintenance	1,180,735	915,692
Office Equipment Maint & Tools	652,483	159,170
Office stationery	637,223	1,067,505
Official Entertainment	406,469	202,722
Other Administration Costs	609,785	244,104
Procurement	857,142	689,089
Professional Membership/ Subscriptions	111,301	218,975
Protective Clothing	308,417	98,191
Recruitment	313,574	104,552
Security Charges	81,355	17,811
Software Maintenance	788,266	639,190
Staff Training and Development	82,484	156,658
Staff Welfare	361,847	73,811
Telephone, Fax & Internet	2,187,886	918,981
Terminal Benefits / Gratuity	922,399	705,945
Workshops & Conferences	852,212	715,582
Loss on disposal of Assets	-	32,793
	39,777,105	28,140,279

Examinations Council of Zambia
Financial Statements for the year ended 31st December 2021

1*The foreign exchange loss is a net of losses and gains arising from transactions in foreign denominated currencies. The main contributing factor was payments for the printing of examination question papers.

2 *IPSAS 41 is applicable to the Institutional financial assets including accounts receivables. As ECZ the IPSAS 41 has been applied on PEO imprest and for Private centre renewal fees, as the two categories of receivables, have the potential for non-recoverability. The provision has been calculated at 9% (policy rate) using the simplified approach. 9% has been used as it represents the opportunity cost of investment for the Institution.

10. Personal Emoluments	2021	2020
	K	K
Salaries	56,057,493	53,921,894
Wages	515,195	331,184
	56,572,688	54,253,078

11. National Assessment

The National Assessment Programme (NAS) is an inbuilt instrument that started in 1998. The purpose of the instrument is to monitor the progress made in the provision of education in Zambia. The Ministry of General Education has to assess the performance of the education system as a whole and in particular learning achievement among learners every two years. The Examinations Council of Zambia is the implementing agency. The purpose of the NAS Programme is to provide empirical evidence on the learning achievement levels and how they are changing over time, in relation to the education inputs and processes. At Primary School (Grade 5) level, eight (8) surveys have been conducted, while two surveys have been conducted at Junior Secondary School (Grade 9) level with high quality reports produced as part of dissemination materials.

	2021	2020
	K	K
Printing & Stationery	677,303	-
Fuel & Lubricants	784,554	-
Conference & facilities	100,360	-
Travel & Subsistence	2,576,260	-
	4,138,477	-

Examinations Council of Zambia
Financial Statements for the year ended 31st December 2021

12. Zambia Education Enhancement Project

The Zambia Education Enhancement Project started in 2016 and it is funded by the World Bank through the Ministry of General Education. The objectives of the project are to improve the quality of Teaching and learning in Mathematics and science in targeted Primary and secondary schools to increase equitable access to education.

	2021 K	2020 K
Subsistence Allowances	-	3,866,085
Conference & Refreshments	-	234,800
Printing & Stationery	-	380,454
Fuel & lubricants	34,866	503,243
	34,866	4,984,581

13. Confucius Centre

	2021 K	2020 K
Subsistence Allowances	-	41,300
Lunch Allowance	-	1,250
Conference & Refreshments	-	2,213
	-	44,763

14. Unicef

	2021 K	2020 K
School based Assessment	-	4,499
	-	4,499

Examinations Council of Zambia
Financial Statements for the year ended 31st December 2021

15. Monitoring Impacts on Learning Outcomes (MILO)

MILO study is a project whose agreement was signed between the Government of the Republic of Zambia and the UNESCO Institute of Statistics (UIS) for a period of one year.

Through UNESCO Institute for Statistics (UIS), in partnership with UNICEF and World Bank, secured Global Partnership for Education (GPE) funding for an education response to mitigate the impact of COVID-19 on learner progress.

The overall goal of the UNESCO, UNICEF and WB consortium was to ensure the continued learning for children, particularly those most marginalized, through the development, dissemination, and delivery of new and existing approaches to respond to the pandemic.

	2021	2020
	K	K
Stationery & Printing	224,447	-
Fuel & Lubricants	556,417	-
Conference & refreshments	122,175	-
Travel & Subsistence	1,846,230	-
	2,749,269	-

Examinations Council of Zambia									
16. Non-Current Assets									
	Motor Vehicles	Office Equipment	Furniture & Fittings	Computers	Plant & Machinery	Library Books	Leasehold & Buildings	Work in Progress (Item banking)	Total
COST	K	K	K	K	K	K	K	K	K
Balance as at 01.01.2021	17,827,310	2,216,754	5,157,405	12,812,900	595,453	30,523	39,735,093	2,030,704	80,406,142
Additions for the year	436,358	1,329,944	433,898	3,407,393	-	-	-	-	5,607,593
Balance as at 31.12.2021	18,263,668	3,546,698	5,591,303	16,220,293	595,453	30,523	39,735,093	2,030,704	86,013,735
DEPRECIATION									
Balance as at 01.01.2021	13,004,976	1,424,643	3,229,438	7,071,168	324,551	24,383	7,098,274	-	32,177,433
Charge for the Year	1,050,951	228,034	416,572	1,436,565	61,637	1,397	807,553	-	4,002,709
Balance as at 31.12.2021	14,055,927	1,652,677	3,646,010	8,507,733	386,188	25,780	7,905,827	-	36,180,142
Net Book Value									
Balance as at 31.12.2021	4,207,741	1,894,021	1,945,293	7,712,560	209,265	4,743	31,829,266	2,030,704	49,833,593
Balance as at 31.12.2020	4,822,334	792,111	1,927,967	5,741,732	270,902	6,140	32,636,819	2,030,704	48,228,709

NOTE: Asset Revaluation

ECZ revalues its assets that are in good working condition every five (5) years. The ECZ assets were last revalued in 2017 by Fairworld Properties Limited.

Examinations Council of Zambia
Financial Statements for the year ended 31st December 2021

	2021	2020
17. Accounts Receivable	K	K
Salary Advance	600,270	332,930
Staff/other Imprest * (1)	6,574,004	669,155
Other Staff recoveries	88,324	58,465
Staff Loans	4,831,239	4,548,416
Prepayments	34,781	54,616
Rent Security Deposit	21,500	21,500
Trade Debtors*(2)	1,588,391	4,351,994
Marking Centre Imprest * (3)	19,192,822	9,167
Provincial Education Office (PEO)* (3)	14,798,253	7,723,425
	47,729,584	17,769,668

1. * Staff Imprest included amounts paid to Finance Staff to enable them pay 2021 G12 Markers allowances such as transport refunds, subsistence and responsibility allowances.

2. For 2021 figures, IPSAS 41 has been applied on PEO imprest and for Private centre renewal fees, as the two categories of receivables, have the potential for un recoverability. The provision has been calculated at 9% (policy rate) using the simplified approach. 9% has been used as it represents the opportunity cost of investment for the Institution.

3. *The PEOs and selected marking Centres were funded to mark examination scripts at Grades 9, 12 and GCE in their respective provinces.

Examinations Council of Zambia
Financial Statements for the year ended 31st December 2021

18. Inventories	2021 K	2020 K
Value of stock as at 31 st December	2,035,778	1,634,687
19. Cash and Bank Balances		
ATLASMARA - 0060820365008	207,973	80,257
ATLASMARA -0060810357008	239,590	886,197
ABSA - Loans 4929858	58,247	172,629
ABSA - Fees 1060052	342,823	(258)
CAVMONT- 800000454685	24,242	48,582
INVESTRUST - 010710050651016	180,201	364,130
INVESTRUST -110110050651025	76,166	71,673
INDO-ZAMBIA-0012020000042	97,291	86,206
NATSAVE - 2100123994901	98,899	400,327
ZANACO - 0020884300161	927,130	272,518
ZANACO - 0306426300121	4,662,219	1,579,095
ZANACO - 0306426300222	2,444,398	794,434
ZANACO - 0306790300196	276,023	644,817
ZANACO - 0306958300156	1,114,002	2,568,013
ZANACO - 1905593300152	234,711	210,423
ZANACO - 1934313300127	455,319	319,233
ZANACO - 030306426300323	142,920	110,351
ZANACO - 0243871000525	133,313	-
ZANACO - 0306426300929	500	5,969
ZANACO - 0306426300424	-	24,148
ZANACO - 0306426301131	142,681	80,831
Petty Cash>Head Office Operations	7,000	5,500
Petty Cash>Kitwe Service Centre	37	37
Mobile Money>MTN Money	59,842	-
Mobile Money>AIRTEL Money	274,342	-
TOTAL	12,199,869	8,725,112

Examinations Council of Zambia
Financial Statements for the year ended 31st December 2021

20. Total Accumulated Funds	2021	2020
	K	K
At the start of the year	(47,249,788)	(25,285,373)
Surplus/(Deficit) for the year ended 31 December	54,416,655	(21,964,415)
Balance as at end of the year	7,166,867	(47,249,788)

21. Accounts Payables	2021	2020
	K	K
Trade Payables	33,112,632	50,025,537
Sundry Creditors	3,168,728	3,964,885
Payroll Payables	1,569,898	5,920,608
Tax Payable	6,628,404	5,524,658
ECZ Pension Trust Scheme	2,000,000	5,106,338
	46,479,662	70,542,026

22. Accrued Expenses

With ECZ having adopted IPSAS, the expenditure incurred in 2021 but not yet paid for has been accrued as below:

	2021	2020
	K	K
Grade 7 Expenses	835,010	902,400
Grade 9 Internal Expenses	18,470,450	12,116,726
Grade 9 External Expenses	4,351,501	1,460,271
Grade 12 Expenses	20,875,758	27,793,729
G C E Expenses	7,974,834	2,935,857
Teacher Education Expenses	71,842	643,650
Council Operations Expenses	447,633	-
Unpaid Markers	1,368,080	865,104
ZRA Tax (Tax on sitting allowances)	124,170	293,760
Item banking & Other	127,890	-
	54,647,168	47,011,497

Examinations Council of Zambia
Financial Statements for the year ended 31st December 2021

	2021	2020
	K	K
23. Employee Benefits Provisions		
Leave Days Provisions	1,564,391	1,324,591
Gratuity Provisions	1,168,927	1,246,463
	2,733,318	2,571,054

24. Deferred Income

The registration of Candidates for the following year's examinations starts in October of the previous year. With ECZ having adopted IPSAS, the income for 2022 received in 2021 has been deferred as below:

	2021	2020
	K	K
Grade 12	59,899	415,991
GCE	481,468	2,578,903
Grade 9 Internal	4,501	17,153
Grade 9 External	79,821	143,880
Centre Renewal Fees	146,120	327,460
	771,809	3,483,387

